

Form **990**

Department of the Treasury
Internal Revenue Service

Return of Organization Exempt From Income Tax
Under section 501(c), 527, or 4947(a)(1) of the Internal Revenue Code (except private foundations)

u Do not enter social security numbers on this form as it may be made public.
u Information about Form 990 and its instructions is at www.irs.gov/form990.

OMB No. 1545-0047

2014
Open to Public Inspection

A For the 2014 calendar year, or tax year beginning , and ending

B Check if applicable: <input type="checkbox"/> Address change <input type="checkbox"/> Name change <input type="checkbox"/> Initial return <input type="checkbox"/> Final return/terminated <input type="checkbox"/> Amended return <input type="checkbox"/> Application pending	C Name of organization <p style="text-align: center;">GLEANINGS FOR THE HUNGRY INC</p> Doing business as Number and street (or P.O. box if mail is not delivered to street address) Room/suite P.O. BOX 309 City or town, state or province, country, and ZIP or foreign postal code SULTANA CA 93666	D Employer identification number <p style="text-align: center;">77-0170546</p> E Telephone number <p style="text-align: center;">559-591-5009</p> G Gross receipts \$ 5,988,856
F Name and address of principal officer: Fritz Meier P.O. Box 309 Sultana CA 93666		H(a) Is this a group return for subordinates? <input type="checkbox"/> Yes <input checked="" type="checkbox"/> No H(b) Are all subordinates included? <input type="checkbox"/> Yes <input type="checkbox"/> No If "No," attach a list. (see instructions)

I Tax-exempt status: <input checked="" type="checkbox"/> 501(c)(3) <input type="checkbox"/> 501(c) () t (insert no.) <input type="checkbox"/> 4947(a)(1) or <input type="checkbox"/> 527	J Website: u www.gleanings.org	H(c) Group exemption number u
K Form of organization: <input checked="" type="checkbox"/> Corporation <input type="checkbox"/> Trust <input type="checkbox"/> Association <input type="checkbox"/> Other u	L Year of formation: 1987	M State of legal domicile: CA

Part I Summary

Activities & Governance	1 Briefly describe the organization's mission or most significant activities: <p style="text-align: center;">Gleaning and Drying Fruit and Vegetables to Ship to Organizations around the World to Help Feed the Hungry.</p>																									
	2 Check this box <input type="checkbox"/> u if the organization discontinued its operations or disposed of more than 25% of its net assets.																									
	3 Number of voting members of the governing body (Part VI, line 1a)	10																								
	4 Number of independent voting members of the governing body (Part VI, line 1b)	10																								
	5 Total number of individuals employed in calendar year 2014 (Part V, line 2a)	0																								
	6 Total number of volunteers (estimate if necessary)	3700																								
	7a Total unrelated business revenue from Part VIII, column (C), line 12	0																								
	b Net unrelated business taxable income from Form 990-T, line 34	0																								
Revenue		<table border="1" style="width:100%; border-collapse: collapse;"> <thead> <tr> <th></th> <th style="text-align: center;">Prior Year</th> <th style="text-align: center;">Current Year</th> </tr> </thead> <tbody> <tr> <td>8 Contributions and grants (Part VIII, line 1h)</td> <td style="text-align: right;">5,388,261</td> <td style="text-align: right;">5,751,246</td> </tr> <tr> <td>9 Program service revenue (Part VIII, line 2g)</td> <td style="text-align: right;">181,035</td> <td style="text-align: right;">214,860</td> </tr> <tr> <td>10 Investment income (Part VIII, column (A), lines 3, 4, and 7d)</td> <td style="text-align: right;">423</td> <td style="text-align: right;">-779</td> </tr> <tr> <td>11 Other revenue (Part VIII, column (A), lines 5, 6d, 8c, 9c, 10c, and 11e)</td> <td style="text-align: right;">669</td> <td style="text-align: right;">61</td> </tr> <tr> <td>12 Total revenue – add lines 8 through 11 (must equal Part VIII, column (A), line 12)</td> <td style="text-align: right;">5,570,388</td> <td style="text-align: right;">5,965,388</td> </tr> </tbody> </table>		Prior Year	Current Year	8 Contributions and grants (Part VIII, line 1h)	5,388,261	5,751,246	9 Program service revenue (Part VIII, line 2g)	181,035	214,860	10 Investment income (Part VIII, column (A), lines 3, 4, and 7d)	423	-779	11 Other revenue (Part VIII, column (A), lines 5, 6d, 8c, 9c, 10c, and 11e)	669	61	12 Total revenue – add lines 8 through 11 (must equal Part VIII, column (A), line 12)	5,570,388	5,965,388						
	Prior Year	Current Year																								
8 Contributions and grants (Part VIII, line 1h)	5,388,261	5,751,246																								
9 Program service revenue (Part VIII, line 2g)	181,035	214,860																								
10 Investment income (Part VIII, column (A), lines 3, 4, and 7d)	423	-779																								
11 Other revenue (Part VIII, column (A), lines 5, 6d, 8c, 9c, 10c, and 11e)	669	61																								
12 Total revenue – add lines 8 through 11 (must equal Part VIII, column (A), line 12)	5,570,388	5,965,388																								
Expenses		<table border="1" style="width:100%; border-collapse: collapse;"> <tbody> <tr> <td>13 Grants and similar amounts paid (Part IX, column (A), lines 1–3)</td> <td style="text-align: right;">3,846,593</td> <td style="text-align: right;">5,227,950</td> </tr> <tr> <td>14 Benefits paid to or for members (Part IX, column (A), line 4)</td> <td></td> <td style="text-align: right;">0</td> </tr> <tr> <td>15 Salaries, other compensation, employee benefits (Part IX, column (A), lines 5–10)</td> <td></td> <td style="text-align: right;">0</td> </tr> <tr> <td>16a Professional fundraising fees (Part IX, column (A), line 11e)</td> <td></td> <td style="text-align: right;">0</td> </tr> <tr> <td>b Total fundraising expenses (Part IX, column (D), line 25) u 77,536</td> <td></td> <td></td> </tr> <tr> <td>17 Other expenses (Part IX, column (A), lines 11a–11d, 11f–24e)</td> <td style="text-align: right;">1,054,904</td> <td style="text-align: right;">1,126,997</td> </tr> <tr> <td>18 Total expenses. Add lines 13–17 (must equal Part IX, column (A), line 25)</td> <td style="text-align: right;">4,901,497</td> <td style="text-align: right;">6,354,947</td> </tr> <tr> <td>19 Revenue less expenses. Subtract line 18 from line 12</td> <td style="text-align: right;">668,891</td> <td style="text-align: right;">-389,559</td> </tr> </tbody> </table>	13 Grants and similar amounts paid (Part IX, column (A), lines 1–3)	3,846,593	5,227,950	14 Benefits paid to or for members (Part IX, column (A), line 4)		0	15 Salaries, other compensation, employee benefits (Part IX, column (A), lines 5–10)		0	16a Professional fundraising fees (Part IX, column (A), line 11e)		0	b Total fundraising expenses (Part IX, column (D), line 25) u 77,536			17 Other expenses (Part IX, column (A), lines 11a–11d, 11f–24e)	1,054,904	1,126,997	18 Total expenses. Add lines 13–17 (must equal Part IX, column (A), line 25)	4,901,497	6,354,947	19 Revenue less expenses. Subtract line 18 from line 12	668,891	-389,559
13 Grants and similar amounts paid (Part IX, column (A), lines 1–3)	3,846,593	5,227,950																								
14 Benefits paid to or for members (Part IX, column (A), line 4)		0																								
15 Salaries, other compensation, employee benefits (Part IX, column (A), lines 5–10)		0																								
16a Professional fundraising fees (Part IX, column (A), line 11e)		0																								
b Total fundraising expenses (Part IX, column (D), line 25) u 77,536																										
17 Other expenses (Part IX, column (A), lines 11a–11d, 11f–24e)	1,054,904	1,126,997																								
18 Total expenses. Add lines 13–17 (must equal Part IX, column (A), line 25)	4,901,497	6,354,947																								
19 Revenue less expenses. Subtract line 18 from line 12	668,891	-389,559																								
Net Assets or Fund Balances		<table border="1" style="width:100%; border-collapse: collapse;"> <thead> <tr> <th></th> <th style="text-align: center;">Beginning of Current Year</th> <th style="text-align: center;">End of Year</th> </tr> </thead> <tbody> <tr> <td>20 Total assets (Part X, line 16)</td> <td style="text-align: right;">4,037,215</td> <td style="text-align: right;">3,672,464</td> </tr> <tr> <td>21 Total liabilities (Part X, line 26)</td> <td style="text-align: right;">50,486</td> <td style="text-align: right;">75,294</td> </tr> <tr> <td>22 Net assets or fund balances. Subtract line 21 from line 20</td> <td style="text-align: right;">3,986,729</td> <td style="text-align: right;">3,597,170</td> </tr> </tbody> </table>		Beginning of Current Year	End of Year	20 Total assets (Part X, line 16)	4,037,215	3,672,464	21 Total liabilities (Part X, line 26)	50,486	75,294	22 Net assets or fund balances. Subtract line 21 from line 20	3,986,729	3,597,170												
	Beginning of Current Year	End of Year																								
20 Total assets (Part X, line 16)	4,037,215	3,672,464																								
21 Total liabilities (Part X, line 26)	50,486	75,294																								
22 Net assets or fund balances. Subtract line 21 from line 20	3,986,729	3,597,170																								

Part II Signature Block

Under penalties of perjury, I declare that I have examined this return, including accompanying schedules and statements, and to the best of my knowledge and belief, it is true, correct, and complete. Declaration of preparer (other than officer) is based on all information of which preparer has any knowledge.

Sign Here	Signature of officer <p style="text-align: center;">James Biermann</p> Type or print name and title <p style="text-align: center;">Treasurer</p>	Date
Paid Preparer Use Only	Print/Type preparer's name Erin M. Rath, CPA	Preparer's signature Date 11/09/15
	Firm's name } Cornell Accounting 1101 College Ave # 210 Firm's address } Santa Rosa, CA 95404-3952	Check <input type="checkbox"/> if self-employed PTIN P01067454 Firm's EIN } 94-2164661 Phone no. 707-544-2390

May the IRS discuss this return with the preparer shown above? (see instructions) Yes No

For Paperwork Reduction Act Notice, see the separate instructions.

Part III Statement of Program Service Accomplishments

Check if Schedule O contains a response or note to any line in this Part III

1 Briefly describe the organization's mission:

Gleaning and Drying Fruit and Vegetables to Ship to Organizations around the World to Help Feed the Hungry.

2 Did the organization undertake any significant program services during the year which were not listed on the prior Form 990 or 990-EZ? Yes No

If "Yes," describe these new services on Schedule O.

3 Did the organization cease conducting, or make significant changes in how it conducts, any program services? Yes No

If "Yes," describe these changes on Schedule O.

4 Describe the organization's program service accomplishments for each of its three largest program services, as measured by expenses. Section 501(c)(3) and 501(c)(4) organizations are required to report the amount of grants and allocations to others, the total expenses, and revenue, if any, for each program service reported.

4a (Code:) (Expenses \$ **6,095,286** including grants of \$ **5,227,950**) (Revenue \$ **214,860**)

Gleaning and Drying Excess Fruit and Vegetables from California and other sources which are packaged and shipped to organizations around the world who help feed the hungry. Work is volunteer and food is not sold for profit. Missionary training classes.

4b (Code:) (Expenses \$ including grants of \$) (Revenue \$)

4c (Code:) (Expenses \$ including grants of \$) (Revenue \$)

4d Other program services (Describe in Schedule O.)

(Expenses \$ including grants of \$) (Revenue \$)

4e Total program service expenses **u 6,095,286**

Part IV Checklist of Required Schedules

		Yes	No
1	Is the organization described in section 501(c)(3) or 4947(a)(1) (other than a private foundation)? If "Yes," complete Schedule A	X	
2	Is the organization required to complete Schedule B, Schedule of Contributors (see instructions)?	X	
3	Did the organization engage in direct or indirect political campaign activities on behalf of or in opposition to candidates for public office? If "Yes," complete Schedule C, Part I		X
4	Section 501(c)(3) organizations. Did the organization engage in lobbying activities, or have a section 501(h) election in effect during the tax year? If "Yes," complete Schedule C, Part II		X
5	Is the organization a section 501(c)(4), 501(c)(5), or 501(c)(6) organization that receives membership dues, assessments, or similar amounts as defined in Revenue Procedure 98-19? If "Yes," complete Schedule C, Part III		X
6	Did the organization maintain any donor advised funds or any similar funds or accounts for which donors have the right to provide advice on the distribution or investment of amounts in such funds or accounts? If "Yes," complete Schedule D, Part I		X
7	Did the organization receive or hold a conservation easement, including easements to preserve open space, the environment, historic land areas, or historic structures? If "Yes," complete Schedule D, Part II		X
8	Did the organization maintain collections of works of art, historical treasures, or other similar assets? If "Yes," complete Schedule D, Part III		X
9	Did the organization report an amount in Part X, line 21, for escrow or custodial account liability; serve as a custodian for amounts not listed in Part X; or provide credit counseling, debt management, credit repair, or debt negotiation services? If "Yes," complete Schedule D, Part IV		X
10	Did the organization, directly or through a related organization, hold assets in temporarily restricted endowments, permanent endowments, or quasi-endowments? If "Yes," complete Schedule D, Part V		X
11	If the organization's answer to any of the following questions is "Yes," then complete Schedule D, Parts VI, VII, VIII, IX, or X as applicable.		
a	Did the organization report an amount for land, buildings, and equipment in Part X, line 10? If "Yes," complete Schedule D, Part VI	X	
b	Did the organization report an amount for investments—other securities in Part X, line 12 that is 5% or more of its total assets reported in Part X, line 16? If "Yes," complete Schedule D, Part VII		X
c	Did the organization report an amount for investments—program related in Part X, line 13 that is 5% or more of its total assets reported in Part X, line 16? If "Yes," complete Schedule D, Part VIII		X
d	Did the organization report an amount for other assets in Part X, line 15 that is 5% or more of its total assets reported in Part X, line 16? If "Yes," complete Schedule D, Part IX		X
e	Did the organization report an amount for other liabilities in Part X, line 25? If "Yes," complete Schedule D, Part X	X	
f	Did the organization's separate or consolidated financial statements for the tax year include a footnote that addresses the organization's liability for uncertain tax positions under FIN 48 (ASC 740)? If "Yes," complete Schedule D, Part X		X
12a	Did the organization obtain separate, independent audited financial statements for the tax year? If "Yes," complete Schedule D, Parts XI and XII	X	
b	Was the organization included in consolidated, independent audited financial statements for the tax year? If "Yes," and if the organization answered "No" to line 12a, then completing Schedule D, Parts XI and XII is optional		X
13	Is the organization a school described in section 170(b)(1)(A)(ii)? If "Yes," complete Schedule E		X
14a	Did the organization maintain an office, employees, or agents outside of the United States?		X
b	Did the organization have aggregate revenues or expenses of more than \$10,000 from grantmaking, fundraising, business, investment, and program service activities outside the United States, or aggregate foreign investments valued at \$100,000 or more? If "Yes," complete Schedule F, Parts I and IV	X	
15	Did the organization report on Part IX, column (A), line 3, more than \$5,000 of grants or other assistance to or for any foreign organization? If "Yes," complete Schedule F, Parts II and IV	X	
16	Did the organization report on Part IX, column (A), line 3, more than \$5,000 of aggregate grants or other assistance to or for foreign individuals? If "Yes," complete Schedule F, Parts III and IV	X	
17	Did the organization report a total of more than \$15,000 of expenses for professional fundraising services on Part IX, column (A), lines 6 and 11e? If "Yes," complete Schedule G, Part I (see instructions)		X
18	Did the organization report more than \$15,000 total of fundraising event gross income and contributions on Part VIII, lines 1c and 8a? If "Yes," complete Schedule G, Part II		X
19	Did the organization report more than \$15,000 of gross income from gaming activities on Part VIII, line 9a? If "Yes," complete Schedule G, Part III		X
20a	Did the organization operate one or more hospital facilities? If "Yes," complete Schedule H		X
b	If "Yes" to line 20a, did the organization attach a copy of its audited financial statements to this return?		

Part IV Checklist of Required Schedules (continued)

		Yes	No
21	Did the organization report more than \$5,000 of grants or other assistance to any domestic organization or domestic government on Part IX, column (A), line 1? If "Yes," complete Schedule I, Parts I and II	X	
22	Did the organization report more than \$5,000 of grants or other assistance to or for domestic individuals on Part IX, column (A), line 2? If "Yes," complete Schedule I, Parts I and III	X	
23	Did the organization answer "Yes" to Part VII, Section A, line 3, 4, or 5 about compensation of the organization's current and former officers, directors, trustees, key employees, and highest compensated employees? If "Yes," complete Schedule J		X
24a	Did the organization have a tax-exempt bond issue with an outstanding principal amount of more than \$100,000 as of the last day of the year, that was issued after December 31, 2002? If "Yes," answer lines 24b through 24d and complete Schedule K. If "No," go to line 25a		X
b	Did the organization invest any proceeds of tax-exempt bonds beyond a temporary period exception?		
c	Did the organization maintain an escrow account other than a refunding escrow at any time during the year to defease any tax-exempt bonds?		
d	Did the organization act as an "on behalf of" issuer for bonds outstanding at any time during the year?		
25a	Section 501(c)(3), 501(c)(4), and 501(c)(29) organizations. Did the organization engage in an excess benefit transaction with a disqualified person during the year? If "Yes," complete Schedule L, Part I		X
b	Is the organization aware that it engaged in an excess benefit transaction with a disqualified person in a prior year, and that the transaction has not been reported on any of the organization's prior Forms 990 or 990-EZ? If "Yes," complete Schedule L, Part I		X
26	Did the organization report any amount on Part X, line 5, 6, or 22 for receivables from or payables to any current or former officers, directors, trustees, key employees, highest compensated employees, or disqualified persons? If "Yes," complete Schedule L, Part II		X
27	Did the organization provide a grant or other assistance to an officer, director, trustee, key employee, substantial contributor or employee thereof, a grant selection committee member, or to a 35% controlled entity or family member of any of these persons? If "Yes," complete Schedule L, Part III		X
28	Was the organization a party to a business transaction with one of the following parties (see Schedule L, Part IV instructions for applicable filing thresholds, conditions, and exceptions):		
a	A current or former officer, director, trustee, or key employee? If "Yes," complete Schedule L, Part IV		X
b	A family member of a current or former officer, director, trustee, or key employee? If "Yes," complete Schedule L, Part IV		X
c	An entity of which a current or former officer, director, trustee, or key employee (or a family member thereof) was an officer, director, trustee, or direct or indirect owner? If "Yes," complete Schedule L, Part IV		X
29	Did the organization receive more than \$25,000 in non-cash contributions? If "Yes," complete Schedule M	X	
30	Did the organization receive contributions of art, historical treasures, or other similar assets, or qualified conservation contributions? If "Yes," complete Schedule M		X
31	Did the organization liquidate, terminate, or dissolve and cease operations? If "Yes," complete Schedule N, Part I		X
32	Did the organization sell, exchange, dispose of, or transfer more than 25% of its net assets? If "Yes," complete Schedule N, Part II		X
33	Did the organization own 100% of an entity disregarded as separate from the organization under Regulations sections 301.7701-2 and 301.7701-3? If "Yes," complete Schedule R, Part I		X
34	Was the organization related to any tax-exempt or taxable entity? If "Yes," complete Schedule R, Parts II, III, or IV, and Part V, line 1		X
35a	Did the organization have a controlled entity within the meaning of section 512(b)(13)?		X
b	If "Yes" to line 35a, did the organization receive any payment from or engage in any transaction with a controlled entity within the meaning of section 512(b)(13)? If "Yes," complete Schedule R, Part V, line 2		
36	Section 501(c)(3) organizations. Did the organization make any transfers to an exempt non-charitable related organization? If "Yes," complete Schedule R, Part V, line 2		X
37	Did the organization conduct more than 5% of its activities through an entity that is not a related organization and that is treated as a partnership for federal income tax purposes? If "Yes," complete Schedule R, Part VI		X
38	Did the organization complete Schedule O and provide explanations in Schedule O for Part VI, lines 11b and 19? Note. All Form 990 filers are required to complete Schedule O	X	

Part V Statements Regarding Other IRS Filings and Tax Compliance

Check if Schedule O contains a response or note to any line in this Part V

		Yes	No
1a	Enter the number reported in Box 3 of Form 1096. Enter -0- if not applicable		
1b	Enter the number of Forms W-2G included in line 1a. Enter -0- if not applicable		
1c	Did the organization comply with backup withholding rules for reportable payments to vendors and reportable gaming (gambling) winnings to prize winners?		
2a	Enter the number of employees reported on Form W-3, Transmittal of Wage and Tax Statements, filed for the calendar year ending with or within the year covered by this return		
2b	If at least one is reported on line 2a, did the organization file all required federal employment tax returns? Note. If the sum of lines 1a and 2a is greater than 250, you may be required to e-file (see instructions)		
3a	Did the organization have unrelated business gross income of \$1,000 or more during the year?		<input checked="" type="checkbox"/>
3b	If "Yes," has it filed a Form 990-T for this year? If "No" to line 3b, provide an explanation in Schedule O		
4a	At any time during the calendar year, did the organization have an interest in, or a signature or other authority over, a financial account in a foreign country (such as a bank account, securities account, or other financial account)?		<input checked="" type="checkbox"/>
b	If "Yes," enter the name of the foreign country: u See instructions for filing requirements for FinCEN Form 114, Report of Foreign Bank and Financial Accounts (FBAR).		
5a	Was the organization a party to a prohibited tax shelter transaction at any time during the tax year?		<input checked="" type="checkbox"/>
5b	Did any taxable party notify the organization that it was or is a party to a prohibited tax shelter transaction?		<input checked="" type="checkbox"/>
5c	If "Yes" to line 5a or 5b, did the organization file Form 8886-T?		
6a	Does the organization have annual gross receipts that are normally greater than \$100,000, and did the organization solicit any contributions that were not tax deductible as charitable contributions?		<input checked="" type="checkbox"/>
6b	If "Yes," did the organization include with every solicitation an express statement that such contributions or gifts were not tax deductible?		
7	Organizations that may receive deductible contributions under section 170(c).		
a	Did the organization receive a payment in excess of \$75 made partly as a contribution and partly for goods and services provided to the payor?		<input checked="" type="checkbox"/>
7b	If "Yes," did the organization notify the donor of the value of the goods or services provided?		
7c	Did the organization sell, exchange, or otherwise dispose of tangible personal property for which it was required to file Form 8282?		<input checked="" type="checkbox"/>
7d	If "Yes," indicate the number of Forms 8282 filed during the year		
7e	Did the organization receive any funds, directly or indirectly, to pay premiums on a personal benefit contract?		<input checked="" type="checkbox"/>
7f	Did the organization, during the year, pay premiums, directly or indirectly, on a personal benefit contract?		<input checked="" type="checkbox"/>
7g	If the organization received a contribution of qualified intellectual property, did the organization file Form 8899 as required?		<input checked="" type="checkbox"/>
7h	If the organization received a contribution of cars, boats, airplanes, or other vehicles, did the organization file a Form 1098-C?		<input checked="" type="checkbox"/>
8	Sponsoring organizations maintaining donor advised funds. Did a donor advised fund maintained by the sponsoring organization have excess business holdings at any time during the year?		
9	Sponsoring organizations maintaining donor advised funds.		
9a	Did the sponsoring organization make any taxable distributions under section 4966?		
9b	Did the sponsoring organization make a distribution to a donor, donor advisor, or related person?		
10	Section 501(c)(7) organizations. Enter:		
10a	Initiation fees and capital contributions included on Part VIII, line 12		
10b	Gross receipts, included on Form 990, Part VIII, line 12, for public use of club facilities		
11	Section 501(c)(12) organizations. Enter:		
11a	Gross income from members or shareholders		
11b	Gross income from other sources (Do not net amounts due or paid to other sources against amounts due or received from them.)		
12a	Section 4947(a)(1) non-exempt charitable trusts. Is the organization filing Form 990 in lieu of Form 1041?		
12b	If "Yes," enter the amount of tax-exempt interest received or accrued during the year		
13	Section 501(c)(29) qualified nonprofit health insurance issuers.		
13a	Is the organization licensed to issue qualified health plans in more than one state? Note. See the instructions for additional information the organization must report on Schedule O.		
13b	Enter the amount of reserves the organization is required to maintain by the states in which the organization is licensed to issue qualified health plans		
13c	Enter the amount of reserves on hand		
14a	Did the organization receive any payments for indoor tanning services during the tax year?		<input checked="" type="checkbox"/>
14b	If "Yes," has it filed a Form 720 to report these payments? If "No," provide an explanation in Schedule O		

Part VI Governance, Management, and Disclosure For each "Yes" response to lines 2 through 7b below, and for a "No" response to line 8a, 8b, or 10b below, describe the circumstances, processes, or changes in Schedule O. See instructions. Check if Schedule O contains a response or note to any line in this Part VI

Section A. Governing Body and Management

		Yes	No
1a	Enter the number of voting members of the governing body at the end of the tax year If there are material differences in voting rights among members of the governing body, or if the governing body delegated broad authority to an executive committee or similar committee, explain in Schedule O.		
	1a 10		
b	Enter the number of voting members included in line 1a, above, who are independent		
	1b 10		
2	Did any officer, director, trustee, or key employee have a family relationship or a business relationship with any other officer, director, trustee, or key employee?		X
3	Did the organization delegate control over management duties customarily performed by or under the direct supervision of officers, directors, or trustees, or key employees to a management company or other person?		X
4	Did the organization make any significant changes to its governing documents since the prior Form 990 was filed?		X
5	Did the organization become aware during the year of a significant diversion of the organization's assets?		X
6	Did the organization have members or stockholders?		X
7a	Did the organization have members, stockholders, or other persons who had the power to elect or appoint one or more members of the governing body?		X
b	Are any governance decisions of the organization reserved to (or subject to approval by) members, stockholders, or persons other than the governing body?		X
8	Did the organization contemporaneously document the meetings held or written actions undertaken during the year by the following:		
a	The governing body?	X	
b	Each committee with authority to act on behalf of the governing body?	X	
9	Is there any officer, director, trustee, or key employee listed in Part VII, Section A, who cannot be reached at the organization's mailing address? If "Yes," provide the names and addresses in Schedule O		X

Section B. Policies (This Section B requests information about policies not required by the Internal Revenue Code.)

		Yes	No
10a	Did the organization have local chapters, branches, or affiliates?		X
b	If "Yes," did the organization have written policies and procedures governing the activities of such chapters, affiliates, and branches to ensure their operations are consistent with the organization's exempt purposes?		
10b			
11a	Has the organization provided a complete copy of this Form 990 to all members of its governing body before filing the form?	X	
b	Describe in Schedule O the process, if any, used by the organization to review this Form 990.		
12a	Did the organization have a written conflict of interest policy? If "No," go to line 13	X	
b	Were officers, directors, or trustees, and key employees required to disclose annually interests that could give rise to conflicts?	X	
c	Did the organization regularly and consistently monitor and enforce compliance with the policy? If "Yes," describe in Schedule O how this was done	X	
12c		X	
13	Did the organization have a written whistleblower policy?	X	
14	Did the organization have a written document retention and destruction policy?	X	
15	Did the process for determining compensation of the following persons include a review and approval by independent persons, comparability data, and contemporaneous substantiation of the deliberation and decision?		
a	The organization's CEO, Executive Director, or top management official		X
b	Other officers or key employees of the organization If "Yes" to line 15a or 15b, describe the process in Schedule O (see instructions).		X
15b			X
16a	Did the organization invest in, contribute assets to, or participate in a joint venture or similar arrangement with a taxable entity during the year?		X
b	If "Yes," did the organization follow a written policy or procedure requiring the organization to evaluate its participation in joint venture arrangements under applicable federal tax law, and take steps to safeguard the organization's exempt status with respect to such arrangements?		
16b			

Section C. Disclosure

- 17** List the states with which a copy of this Form 990 is required to be filed **u CA**
- 18** Section 6104 requires an organization to make its Forms 1023 (or 1024 if applicable), 990, and 990-T (Section 501(c)(3)s only) available for public inspection. Indicate how you made these available. Check all that apply.
 Own website Another's website Upon request Other (explain in Schedule O)
- 19** Describe in Schedule O whether (and if so, how) the organization made its governing documents, conflict of interest policy, and financial statements available to the public during the tax year.
- 20** State the name, address, and telephone number of the person who possesses the organization's books and records: **u**

Fritz Meier
SULTANA

PO BOX 309

CA 93666

559-591-5009

Part VII Compensation of Officers, Directors, Trustees, Key Employees, Highest Compensated Employees, and Independent Contractors

Check if Schedule O contains a response or note to any line in this Part VII

Section A. Officers, Directors, Trustees, Key Employees, and Highest Compensated Employees

1a Complete this table for all persons required to be listed. Report compensation for the calendar year ending with or within the organization's tax year.

- List all of the organization's **current** officers, directors, trustees (whether individuals or organizations), regardless of amount of compensation. Enter -0- in columns (D), (E), and (F) if no compensation was paid.
- List all of the organization's **current** key employees, if any. See instructions for definition of "key employee."
- List the organization's five **current** highest compensated employees (other than an officer, director, trustee, or key employee) who received reportable compensation (Box 5 of Form W-2 and/or Box 7 of Form 1099-MISC) of more than \$100,000 from the organization and any related organizations.
- List all of the organization's **former** officers, key employees, and highest compensated employees who received more than \$100,000 of reportable compensation from the organization and any related organizations.
- List all of the organization's **former directors or trustees** that received, in the capacity as a former director or trustee of the organization, more than \$10,000 of reportable compensation from the organization and any related organizations.

List persons in the following order: individual trustees or directors; institutional trustees; officers; key employees; highest compensated employees; and former such persons.

Check this box if neither the organization nor any related organization compensated any current officer, director, or trustee.

(A) Name and Title	(B) Average hours per week (list any hours for related organizations below dotted line)	(C) Position (do not check more than one box, unless person is both an officer and a director/trustee)						(D) Reportable compensation from the organization (W-2/1099-MISC)	(E) Reportable compensation from related organizations (W-2/1099-MISC)	(F) Estimated amount of other compensation from the organization and related organizations
		Individual trustee or director	Institutional trustee	Officer	Key employee	Highest compensated employee	Former			
(1) Fritz Meier	40.00									
Executive Director	0.00	X		X			0	0	0	
(2) Steve Witmer	0.00									
Secretary	0.00	X		X			0	0	0	
(3) Peter Iliyn	1.00									
Vice President	0.00	X		X			0	0	0	
(4) Jim Biermann	0.00									
Treasurer	2.00	X		X			0	0	0	
(5) Ruddy Ancheta	1.00									
Board Member	0.00	X					0	0	0	
(6) Mario DeFrancesco	1.00									
Board Member	0.00	X					0	0	0	
(7) T Dale Harrison	1.00									
President	0.00	X		X			0	0	0	
(8) Colleen Lawrence	40.00									
Board Member	0.00	X					0	0	0	
(9) Bonnie Olson	1.00									
Board Member	0.00	X					0	0	0	
(10) Eric Rivera	40.00									
Board Member	0.00	X					0	0	0	
(11)										

Part VII Section A. Officers, Directors, Trustees, Key Employees, and Highest Compensated Employees (continued)

(A) Name and title	(B) Average hours per week (list any hours for related organizations below dotted line)	(C) Position (do not check more than one box, unless person is both an officer and a director/trustee)						(D) Reportable compensation from the organization (W-2/1099-MISC)	(E) Reportable compensation from related organizations (W-2/1099-MISC)	(F) Estimated amount of other compensation from the organization and related organizations
		Individual trustee or director	Institutional trustee	Officer	Key employee	Highest compensated employee	Former			
(12)										
(13)										
(14)										
(15)										
(16)										
(17)										
(18)										
(19)										
1b Sub-total									u	
c Total from continuation sheets to Part VII, Section A									u	
d Total (add lines 1b and 1c)									u	

2 Total number of individuals (including but not limited to those listed above) who received more than \$100,000 of reportable compensation from the organization **u 0**

	Yes	No
3 Did the organization list any former officer, director, or trustee, key employee, or highest compensated employee on line 1a? If "Yes," complete Schedule J for such individual		X
4 For any individual listed on line 1a, is the sum of reportable compensation and other compensation from the organization and related organizations greater than \$150,000? If "Yes," complete Schedule J for such individual		X
5 Did any person listed on line 1a receive or accrue compensation from any unrelated organization or individual for services rendered to the organization? If "Yes," complete Schedule J for such person		X

Section B. Independent Contractors

1 Complete this table for your five highest compensated independent contractors that received more than \$100,000 of compensation from the organization. Report compensation for the calendar year ending with or within the organization's tax year.

(A) Name and business address	(B) Description of services	(C) Compensation

2 Total number of independent contractors (including but not limited to those listed above) who received more than \$100,000 of compensation from the organization **u 0**

Part VIII Statement of Revenue

Check if Schedule O contains a response or note to any line in this Part VIII

			(A) Total revenue	(B) Related or exempt function revenue	(C) Unrelated business revenue	(D) Revenue excluded from tax under sections 512-514	
Contributions, Gifts, Grants and Other Similar Amounts	1a Federated campaigns	1a					
	b Membership dues	1b					
	c Fundraising events	1c					
	d Related organizations	1d					
	e Government grants (contributions)	1e					
	f All other contributions, gifts, grants, and similar amounts not included above	1f	5,751,246				
	g Noncash contributions included in lines 1a-1f: \$		4,722,354				
	h Total. Add lines 1a-1f	u	5,751,246				
Program Service Revenue	2a Program Service Revenue	Busn. Code	214,860	214,860			
	b						
	c						
	d						
	e						
	f All other program service revenue						
	g Total. Add lines 2a-2f	u	214,860				
Other Revenue	3 Investment income (including dividends, interest, and other similar amounts)	u	287			287	
	4 Income from investment of tax-exempt bond proceeds	u					
	5 Royalties	u					
	6a Gross rents	(i) Real					
		(ii) Personal					
	b Less: rental exps.						
	c Rental inc. or (loss)						
	d Net rental income or (loss)	u					
	7a Gross amount from sales of assets other than inventory	(i) Securities					
		(ii) Other		800			
	b Less: cost or other basis & sales exps.			1,866			
	c Gain or (loss)			-1,066			
	d Net gain or (loss)	u		-1,066	-1,066		
	8a Gross income from fundraising events (not including \$ of contributions reported on line 1c). See Part IV, line 18	a					
		b Less: direct expenses	b				
c Net income or (loss) from fundraising events		u					
9a Gross income from gaming activities. See Part IV, line 19	a						
	b Less: direct expenses	b					
	c Net income or (loss) from gaming activities	u					
10a Gross sales of inventory, less returns and allowances	a	20,069					
	b Less: cost of goods sold	b	21,602				
	c Net income or (loss) from sales of inventory	u	-1,533	-1,533			
Miscellaneous Revenue		Busn. Code					
11a Recycling Income			1,556	1,556			
b Misc. Income			38	38			
c							
d All other revenue							
e Total. Add lines 11a-11d	u		1,594				
12 Total revenue. See instructions.	u		5,965,388	213,855	0	287	

Part IX Statement of Functional Expenses

Section 501(c)(3) and 501(c)(4) organizations must complete all columns. All other organizations must complete column (A).

Check if Schedule O contains a response or note to any line in this Part IX

Do not include amounts reported on lines 6b, 7b, 8b, 9b, and 10b of Part VIII.	(A) Total expenses	(B) Program service expenses	(C) Management and general expenses	(D) Fundraising expenses
1 Grants and other assistance to domestic organizations and domestic governments. See Part IV, line 21	4,919,310	4,919,310		
2 Grants and other assistance to domestic individuals. See Part IV, line 22	6,000	6,000		
3 Grants and other assistance to foreign organizations, foreign governments, and foreign individuals. See Part IV, lines 15 and 16	302,640	302,640		
4 Benefits paid to or for members				
5 Compensation of current officers, directors, trustees, and key employees				
6 Compensation not included above, to disqualified persons (as defined under section 4958(f)(1)) and persons described in section 4958(c)(3)(B)				
7 Other salaries and wages				
8 Pension plan accruals and contributions (include section 401(k) and 403(b) employer contributions)				
9 Other employee benefits				
10 Payroll taxes				
11 Fees for services (non-employees):				
a Management				
b Legal				
c Accounting	15,692		15,692	
d Lobbying				
e Professional fundraising services. See Part IV, line 17				
f Investment management fees				
g Other. (If line 11g amount exceeds 10% of line 25, column (A) amount, list line 11g expenses on Schedule O.)	4,300	4,300		
12 Advertising and promotion	14,547	2,182	1,455	10,910
13 Office expenses	62,319	43,604	13,023	5,692
14 Information technology				
15 Royalties				
16 Occupancy	140,028	84,016	42,009	14,003
17 Travel	62,292	33,772	18,688	9,832
18 Payments of travel or entertainment expenses for any federal, state, or local public officials				
19 Conferences, conventions, and meetings	2,780		2,780	
20 Interest				
21 Payments to affiliates				
22 Depreciation, depletion, and amortization	107,264	75,085	32,179	
23 Insurance	28,462	22,201	5,692	569
24 Other expenses. Itemize expenses not covered above (List miscellaneous expenses in line 24e. If line 24e amount exceeds 10% of line 25, column (A) amount, list line 24e expenses on Schedule O.)				
a Ministry Expenses	187,878	187,878		
b Food & Supplies	132,774	92,942	26,555	13,277
c Maint. & Repairs	109,434	92,089	14,226	3,119
d Outreach & DTS	87,275	87,275		
e All other expenses	171,952	141,992	9,826	20,134
25 Total functional expenses. Add lines 1 through 24e	6,354,947	6,095,286	182,125	77,536
26 Joint costs. Complete this line only if the organization reported in column (B) joint costs from a combined educational campaign and fundraising solicitation. Check here <input type="checkbox"/> if following SOP 98-2 (ASC 958-720)				

Part X Balance Sheet

Check if Schedule O contains a response or note to any line in this Part X

		(A) Beginning of year		(B) End of year
Assets	1 Cash—non-interest bearing	173,197	1	164,124
	2 Savings and temporary cash investments		2	
	3 Pledges and grants receivable, net		3	
	4 Accounts receivable, net		4	
	5 Loans and other receivables from current and former officers, directors, trustees, key employees, and highest compensated employees. Complete Part II of Schedule L		5	
	6 Loans and other receivables from other disqualified persons (as defined under section 4958(f)(1)), persons described in section 4958(c)(3)(B), and contributing employers and sponsoring organizations of section 501(c)(9) voluntary employees' beneficiary organizations (see instructions). Complete Part II of Schedule L		6	
	7 Notes and loans receivable, net		7	
	8 Inventories for sale or use	1,463,319	8	1,141,532
	9 Prepaid expenses and deferred charges	17,020	9	35,600
	10a Land, buildings, and equipment: cost or other basis. Complete Part VI of Schedule D	10a 3,948,793		
	b Less: accumulated depreciation	10b 1,817,075	10c	2,131,718
	11 Investments—publicly traded securities	199,431	11	199,490
	12 Investments—other securities. See Part IV, line 11		12	
	13 Investments—program-related. See Part IV, line 11		13	
	14 Intangible assets		14	
	15 Other assets. See Part IV, line 11	7	15	
16 Total assets. Add lines 1 through 15 (must equal line 34)	4,037,215	16	3,672,464	
Liabilities	17 Accounts payable and accrued expenses	11,175	17	5,877
	18 Grants payable		18	
	19 Deferred revenue		19	
	20 Tax-exempt bond liabilities		20	
	21 Escrow or custodial account liability. Complete Part IV of Schedule D		21	
	22 Loans and other payables to current and former officers, directors, trustees, key employees, highest compensated employees, and disqualified persons. Complete Part II of Schedule L		22	
	23 Secured mortgages and notes payable to unrelated third parties		23	
	24 Unsecured notes and loans payable to unrelated third parties		24	
	25 Other liabilities (including federal income tax, payables to related third parties, and other liabilities not included on lines 17-24). Complete Part X of Schedule D	39,311	25	69,417
	26 Total liabilities. Add lines 17 through 25	50,486	26	75,294
Net Assets or Fund Balances	Organizations that follow SFAS 117 (ASC 958), check here <input checked="" type="checkbox"/> and complete lines 27 through 29, and lines 33 and 34.			
	27 Unrestricted net assets	3,986,729	27	3,597,170
	28 Temporarily restricted net assets		28	
	29 Permanently restricted net assets		29	
	Organizations that do not follow SFAS 117 (ASC 958), check here <input type="checkbox"/> and complete lines 30 through 34.			
	30 Capital stock or trust principal, or current funds		30	
	31 Paid-in or capital surplus, or land, building, or equipment fund		31	
	32 Retained earnings, endowment, accumulated income, or other funds		32	
33 Total net assets or fund balances	3,986,729	33	3,597,170	
34 Total liabilities and net assets/fund balances	4,037,215	34	3,672,464	

Part XI Reconciliation of Net Assets

Check if Schedule O contains a response or note to any line in this Part XI

1	Total revenue (must equal Part VIII, column (A), line 12)	1	5,965,388
2	Total expenses (must equal Part IX, column (A), line 25)	2	6,354,947
3	Revenue less expenses. Subtract line 2 from line 1	3	-389,559
4	Net assets or fund balances at beginning of year (must equal Part X, line 33, column (A))	4	3,986,729
5	Net unrealized gains (losses) on investments	5	
6	Donated services and use of facilities	6	
7	Investment expenses	7	
8	Prior period adjustments	8	
9	Other changes in net assets or fund balances (explain in Schedule O)	9	
10	Net assets or fund balances at end of year. Combine lines 3 through 9 (must equal Part X, line 33, column (B))	10	3,597,170

Part XII Financial Statements and Reporting

Check if Schedule O contains a response or note to any line in this Part XII

		Yes	No
1	Accounting method used to prepare the Form 990: <input type="checkbox"/> Cash <input checked="" type="checkbox"/> Accrual <input type="checkbox"/> Other If the organization changed its method of accounting from a prior year or checked "Other," explain in Schedule O.		
2a	Were the organization's financial statements compiled or reviewed by an independent accountant? If "Yes," check a box below to indicate whether the financial statements for the year were compiled or reviewed on a separate basis, consolidated basis, or both: <input type="checkbox"/> Separate basis <input type="checkbox"/> Consolidated basis <input type="checkbox"/> Both consolidated and separate basis		X
2b	Were the organization's financial statements audited by an independent accountant? If "Yes," check a box below to indicate whether the financial statements for the year were audited on a separate basis, consolidated basis, or both: <input checked="" type="checkbox"/> Separate basis <input type="checkbox"/> Consolidated basis <input type="checkbox"/> Both consolidated and separate basis	X	
2c	If "Yes" to line 2a or 2b, does the organization have a committee that assumes responsibility for oversight of the audit, review, or compilation of its financial statements and selection of an independent accountant? If the organization changed either its oversight process or selection process during the tax year, explain in Schedule O.	X	
3a	As a result of a federal award, was the organization required to undergo an audit or audits as set forth in the Single Audit Act and OMB Circular A-133?		
3b	If "Yes," did the organization undergo the required audit or audits? If the organization did not undergo the required audit or audits, explain why in Schedule O and describe any steps taken to undergo such audits.		

SCHEDULE A
(Form 990 or 990-EZ)

Public Charity Status and Public Support
Complete if the organization is a section 501(c)(3) organization or a section 4947(a)(1) nonexempt charitable trust.
u Attach to Form 990 or Form 990-EZ.

OMB No. 1545-0047

2014

Open to Public Inspection

Department of the Treasury
Internal Revenue Service

u Information about Schedule A (Form 990 or 990-EZ) and its instructions is at www.irs.gov/form990.

Name of the organization

GLEANINGS FOR THE HUNGRY INC

Employer identification number

77-0170546

Part I Reason for Public Charity Status (All organizations must complete this part.) See instructions.

The organization is not a private foundation because it is: (For lines 1 through 11, check only one box.)

- 1 A church, convention of churches, or association of churches described in **section 170(b)(1)(A)(i)**.
- 2 A school described in **section 170(b)(1)(A)(ii)**. (Attach Schedule E.)
- 3 A hospital or a cooperative hospital service organization described in **section 170(b)(1)(A)(iii)**.
- 4 A medical research organization operated in conjunction with a hospital described in **section 170(b)(1)(A)(iii)**. Enter the hospital's name, city, and state:
- 5 An organization operated for the benefit of a college or university owned or operated by a governmental unit described in **section 170(b)(1)(A)(iv)**. (Complete Part II.)
- 6 A federal, state, or local government or governmental unit described in **section 170(b)(1)(A)(v)**.
- 7 An organization that normally receives a substantial part of its support from a governmental unit or from the general public described in **section 170(b)(1)(A)(vi)**. (Complete Part II.)
- 8 A community trust described in **section 170(b)(1)(A)(vi)**. (Complete Part II.)
- 9 An organization that normally receives: (1) more than 33 1/3% of its support from contributions, membership fees, and gross receipts from activities related to its exempt functions—subject to certain exceptions, and (2) no more than 33 1/3% of its support from gross investment income and unrelated business taxable income (less section 511 tax) from businesses acquired by the organization after June 30, 1975. See **section 509(a)(2)**. (Complete Part III.)
- 10 An organization organized and operated exclusively to test for public safety. See **section 509(a)(4)**.
- 11 An organization organized and operated exclusively for the benefit of, to perform the functions of, or to carry out the purposes of one or more publicly supported organizations described in **section 509(a)(1)** or **section 509(a)(2)**. See **section 509(a)(3)**. Check the box in lines 11a through 11d that describes the type of supporting organization and complete lines 11e, 11f, and 11g.
 - a **Type I.** A supporting organization operated, supervised, or controlled by its supported organization(s), typically by giving the supported organization(s) the power to regularly appoint or elect a majority of the directors or trustees of the supporting organization. **You must complete Part IV, Sections A and B.**
 - b **Type II.** A supporting organization supervised or controlled in connection with its supported organization(s), by having control or management of the supporting organization vested in the same persons that control or manage the supported organization(s). **You must complete Part IV, Sections A and C.**
 - c **Type III functionally integrated.** A supporting organization operated in connection with, and functionally integrated with, its supported organization(s) (see instructions). **You must complete Part IV, Sections A, D, and E.**
 - d **Type III non-functionally integrated.** A supporting organization operated in connection with its supported organization(s) that is not functionally integrated. The organization generally must satisfy a distribution requirement and an attentiveness requirement (see instructions). **You must complete Part IV, Sections A and D, and Part V.**
 - e Check this box if the organization received a written determination from the IRS that it is a Type I, Type II, Type III functionally integrated, or Type III non-functionally integrated supporting organization.
 - f Enter the number of supported organizations
 - g Provide the following information about the supported organization(s).

(i) Name of supported organization	(ii) EIN	(iii) Type of organization (described on lines 1–9 above or IRC section (see instructions))	(iv) Is the organization listed in your governing document?		(v) Amount of monetary support (see instructions)	(vi) Amount of other support (see instructions)
			Yes	No		
(A)						
(B)						
(C)						
(D)						
(E)						
Total						

Part II Support Schedule for Organizations Described in Sections 170(b)(1)(A)(iv) and 170(b)(1)(A)(vi)
 (Complete only if you checked the box on line 5, 7, or 8 of Part I or if the organization failed to qualify under Part III. If the organization fails to qualify under the tests listed below, please complete Part III.)

Section A. Public Support

Calendar year (or fiscal year beginning in) u	(a) 2010	(b) 2011	(c) 2012	(d) 2013	(e) 2014	(f) Total
1 Gifts, grants, contributions, and membership fees received. (Do not include any "unusual grants.")	5,277,215	6,572,481	3,253,527	5,388,261	5,751,246	26,242,730
2 Tax revenues levied for the organization's benefit and either paid to or expended on its behalf						
3 The value of services or facilities furnished by a governmental unit to the organization without charge						
4 Total. Add lines 1 through 3	5,277,215	6,572,481	3,253,527	5,388,261	5,751,246	26,242,730
5 The portion of total contributions by each person (other than a governmental unit or publicly supported organization) included on line 1 that exceeds 2% of the amount shown on line 11, column (f)						
6 Public support. Subtract line 5 from line 4.						26,242,730

Section B. Total Support

Calendar year (or fiscal year beginning in) u	(a) 2010	(b) 2011	(c) 2012	(d) 2013	(e) 2014	(f) Total
7 Amounts from line 4	5,277,215	6,572,481	3,253,527	5,388,261	5,751,246	26,242,730
8 Gross income from interest, dividends, payments received on securities loans, rents, royalties and income from similar sources	8,516	7,145	3,856	294	287	20,098
9 Net income from unrelated business activities, whether or not the business is regularly carried on						
10 Other income. Do not include gain or loss from the sale of capital assets (Explain in Part VI.)						
11 Total support. Add lines 7 through 10						26,262,828

12 Gross receipts from related activities, etc. (see instructions) **12** 882,205

13 First five years. If the Form 990 is for the organization's first, second, third, fourth, or fifth tax year as a section 501(c)(3) organization, check this box and **stop here**

Section C. Computation of Public Support Percentage

14 Public support percentage for 2014 (line 6, column (f) divided by line 11, column (f))	14	99.92%
15 Public support percentage from 2013 Schedule A, Part II, line 14	15	99.88%

16a 33 1/3% support test—2014. If the organization did not check the box on line 13, and line 14 is 33 1/3% or more, check this box and **stop here**. The organization qualifies as a publicly supported organization

b 33 1/3% support test—2013. If the organization did not check a box on line 13 or 16a, and line 15 is 33 1/3% or more, check this box and **stop here**. The organization qualifies as a publicly supported organization

17a 10%-facts-and-circumstances test—2014. If the organization did not check a box on line 13, 16a, or 16b, and line 14 is 10% or more, and if the organization meets the "facts-and-circumstances" test, check this box and **stop here**. Explain in Part VI how the organization meets the "facts-and-circumstances" test. The organization qualifies as a publicly supported organization

b 10%-facts-and-circumstances test—2013. If the organization did not check a box on line 13, 16a, 16b, or 17a, and line 15 is 10% or more, and if the organization meets the "facts-and-circumstances" test, check this box and **stop here**. Explain in Part VI how the organization meets the "facts-and-circumstances" test. The organization qualifies as a publicly supported organization

18 Private foundation. If the organization did not check a box on line 13, 16a, 16b, 17a, or 17b, check this box and see instructions

Part III Support Schedule for Organizations Described in Section 509(a)(2)

(Complete only if you checked the box on line 9 of Part I or if the organization failed to qualify under Part II. If the organization fails to qualify under the tests listed below, please complete Part II.)

Section A. Public Support

Calendar year (or fiscal year beginning in) u	(a) 2010	(b) 2011	(c) 2012	(d) 2013	(e) 2014	(f) Total
1 Gifts, grants, contributions, and membership fees received. (Do not include any "unusual grants.")						
2 Gross receipts from admissions, merchandise sold or services performed, or facilities furnished in any activity that is related to the organization's tax-exempt purpose						
3 Gross receipts from activities that are not an unrelated trade or business under section 513						
4 Tax revenues levied for the organization's benefit and either paid to or expended on its behalf						
5 The value of services or facilities furnished by a governmental unit to the organization without charge						
6 Total. Add lines 1 through 5						
7a Amounts included on lines 1, 2, and 3 received from disqualified persons						
b Amounts included on lines 2 and 3 received from other than disqualified persons that exceed the greater of \$5,000 or 1% of the amount on line 13 for the year						
c Add lines 7a and 7b						
8 Public support. (Subtract line 7c from line 6.)						

Section B. Total Support

Calendar year (or fiscal year beginning in) u	(a) 2010	(b) 2011	(c) 2012	(d) 2013	(e) 2014	(f) Total
9 Amounts from line 6						
10a Gross income from interest, dividends, payments received on securities loans, rents, royalties and income from similar sources						
b Unrelated business taxable income (less section 511 taxes) from businesses acquired after June 30, 1975						
c Add lines 10a and 10b						
11 Net income from unrelated business activities not included in line 10b, whether or not the business is regularly carried on						
12 Other income. Do not include gain or loss from the sale of capital assets (Explain in Part VI.)						
13 Total support. (Add lines 9, 10c, 11, and 12.)						

14 First five years. If the Form 990 is for the organization's first, second, third, fourth, or fifth tax year as a section 501(c)(3) organization, check this box and **stop here**

Section C. Computation of Public Support Percentage

15 Public support percentage for 2014 (line 8, column (f) divided by line 13, column (f))	15	%
16 Public support percentage from 2013 Schedule A, Part III, line 15	16	%

Section D. Computation of Investment Income Percentage

17 Investment income percentage for 2014 (line 10c, column (f) divided by line 13, column (f))	17	%
18 Investment income percentage from 2013 Schedule A, Part III, line 17	18	%

19a 33 1/3% support tests—2014. If the organization did not check the box on line 14, and line 15 is more than 33 1/3%, and line 17 is not more than 33 1/3%, check this box and **stop here**. The organization qualifies as a publicly supported organization

b 33 1/3% support tests—2013. If the organization did not check a box on line 14 or line 19a, and line 16 is more than 33 1/3%, and line 18 is not more than 33 1/3%, check this box and **stop here**. The organization qualifies as a publicly supported organization

20 Private foundation. If the organization did not check a box on line 14, 19a, or 19b, check this box and see instructions

Part IV Supporting Organizations

(Complete only if you checked a box on line 11 of Part I. If you checked 11a of Part I, complete Sections A and B. If you checked 11b of Part I, complete Sections A and C. If you checked 11c of Part I, complete Sections A, D, and E. If you checked 11d of Part I, complete Sections A and D, and complete Part V.)

Section A. All Supporting Organizations

	Yes	No
1 Are all of the organization's supported organizations listed by name in the organization's governing documents? If "No," describe in Part VI how the supported organizations are designated. If designated by class or purpose, describe the designation. If historic and continuing relationship, explain.		
2 Did the organization have any supported organization that does not have an IRS determination of status under section 509(a)(1) or (2)? If "Yes," explain in Part VI how the organization determined that the supported organization was described in section 509(a)(1) or (2).		
3a Did the organization have a supported organization described in section 501(c)(4), (5), or (6)? If "Yes," answer (b) and (c) below.		
b Did the organization confirm that each supported organization qualified under section 501(c)(4), (5), or (6) and satisfied the public support tests under section 509(a)(2)? If "Yes," describe in Part VI when and how the organization made the determination.		
c Did the organization ensure that all support to such organizations was used exclusively for section 170(c)(2)(B) purposes? If "Yes," explain in Part VI what controls the organization put in place to ensure such use.		
4a Was any supported organization not organized in the United States ("foreign supported organization")? If "Yes" and if you checked 11a or 11b in Part I, answer (b) and (c) below.		
b Did the organization have ultimate control and discretion in deciding whether to make grants to the foreign supported organization? If "Yes," describe in Part VI how the organization had such control and discretion despite being controlled or supervised by or in connection with its supported organizations.		
c Did the organization support any foreign supported organization that does not have an IRS determination under sections 501(c)(3) and 509(a)(1) or (2)? If "Yes," explain in Part VI what controls the organization used to ensure that all support to the foreign supported organization was used exclusively for section 170(c)(2)(B) purposes.		
5a Did the organization add, substitute, or remove any supported organizations during the tax year? If "Yes," answer (b) and (c) below (if applicable). Also, provide detail in Part VI , including (i) the names and EIN numbers of the supported organizations added, substituted, or removed, (ii) the reasons for each such action, (iii) the authority under the organization's organizing document authorizing such action, and (iv) how the action was accomplished (such as by amendment to the organizing document).		
b Type I or Type II only. Was any added or substituted supported organization part of a class already designated in the organization's organizing document?		
c Substitutions only. Was the substitution the result of an event beyond the organization's control?		
6 Did the organization provide support (whether in the form of grants or the provision of services or facilities) to anyone other than (a) its supported organizations; (b) individuals that are part of the charitable class benefited by one or more of its supported organizations; or (c) other supporting organizations that also support or benefit one or more of the filing organization's supported organizations? If "Yes," provide detail in Part VI .		
7 Did the organization provide a grant, loan, compensation, or other similar payment to a substantial contributor (defined in IRC 4958(c)(3)(C)), a family member of a substantial contributor, or a 35-percent controlled entity with regard to a substantial contributor? If "Yes," complete Part I of Schedule L (Form 990).		
8 Did the organization make a loan to a disqualified person (as defined in section 4958) not described in line 7? If "Yes," complete Part I of Schedule L (Form 990).		
9a Was the organization controlled directly or indirectly at any time during the tax year by one or more disqualified persons as defined in section 4946 (other than foundation managers and organizations described in section 509(a)(1) or (2))? If "Yes," provide detail in Part VI .		
b Did one or more disqualified persons (as defined in line 9(a)) hold a controlling interest in any entity in which the supporting organization had an interest? If "Yes," provide detail in Part VI .		
c Did a disqualified person (as defined in line 9(a)) have an ownership interest in, or derive any personal benefit from, assets in which the supporting organization also had an interest? If "Yes," provide detail in Part VI .		
10a Was the organization subject to the excess business holdings rules of IRC 4943 because of IRC 4943(f) (regarding certain Type II supporting organizations, and all Type III non-functionally integrated supporting organizations)? If "Yes," answer (b) below.		
b Did the organization have any excess business holdings in the tax year? (Use Schedule C, Form 4720, to determine whether the organization had excess business holdings.)		

Part IV Supporting Organizations (continued)

	Yes	No
11 Has the organization accepted a gift or contribution from any of the following persons?		
a A person who directly or indirectly controls, either alone or together with persons described in (b) and (c) below, the governing body of a supported organization?		
b A family member of a person described in (a) above?		
c A 35% controlled entity of a person described in (a) or (b) above? If "Yes" to a, b, or c, provide detail in Part VI .		

Section B. Type I Supporting Organizations

	Yes	No
1 Did the directors, trustees, or membership of one or more supported organizations have the power to regularly appoint or elect at least a majority of the organization's directors or trustees at all times during the tax year? If "No," describe in Part VI how the supported organization(s) effectively operated, supervised, or controlled the organization's activities. If the organization had more than one supported organization, describe how the powers to appoint and/or remove directors or trustees were allocated among the supported organizations and what conditions or restrictions, if any, applied to such powers during the tax year.		
2 Did the organization operate for the benefit of any supported organization other than the supported organization(s) that operated, supervised, or controlled the supporting organization? If "Yes," explain in Part VI how providing such benefit carried out the purposes of the supported organization(s) that operated, supervised, or controlled the supporting organization.		

Section C. Type II Supporting Organizations

	Yes	No
1 Were a majority of the organization's directors or trustees during the tax year also a majority of the directors or trustees of each of the organization's supported organization(s)? If "No," describe in Part VI how control or management of the supporting organization was vested in the same persons that controlled or managed the supported organization(s).		

Section D. All Type III Supporting Organizations

	Yes	No
1 Did the organization provide to each of its supported organizations, by the last day of the fifth month of the organization's tax year, (1) a written notice describing the type and amount of support provided during the prior tax year, (2) a copy of the Form 990 that was most recently filed as of the date of notification, and (3) copies of the organization's governing documents in effect on the date of notification, to the extent not previously provided?		
2 Were any of the organization's officers, directors, or trustees either (i) appointed or elected by the supported organization(s) or (ii) serving on the governing body of a supported organization? If "No," explain in Part VI how the organization maintained a close and continuous working relationship with the supported organization(s).		
3 By reason of the relationship described in (2), did the organization's supported organizations have a significant voice in the organization's investment policies and in directing the use of the organization's income or assets at all times during the tax year? If "Yes," describe in Part VI the role the organization's supported organizations played in this regard.		

Section E. Type III Functionally-Integrated Supporting Organizations

1 Check the box next to the method that the organization used to satisfy the Integral Part Test during the year (see instructions):		
a <input type="checkbox"/> The organization satisfied the Activities Test. Complete line 2 below.		
b <input type="checkbox"/> The organization is the parent of each of its supported organizations. Complete line 3 below.		
c <input type="checkbox"/> The organization supported a governmental entity. Describe in Part VI how you supported a government entity (see instructions).		
2 Activities Test. Answer (a) and (b) below.		
a Did substantially all of the organization's activities during the tax year directly further the exempt purposes of the supported organization(s) to which the organization was responsive? If "Yes," then in Part VI identify those supported organizations and explain how these activities directly furthered their exempt purposes, how the organization was responsive to those supported organizations, and how the organization determined that these activities constituted substantially all of its activities.		
b Did the activities described in (a) constitute activities that, but for the organization's involvement, one or more of the organization's supported organization(s) would have been engaged in? If "Yes," explain in Part VI the reasons for the organization's position that its supported organization(s) would have engaged in these activities but for the organization's involvement.		
3 Parent of Supported Organizations. Answer (a) and (b) below.		
a Did the organization have the power to regularly appoint or elect a majority of the officers, directors, or trustees of each of the supported organizations? Provide details in Part VI .		
b Did the organization exercise a substantial degree of direction over the policies, programs, and activities of each of its supported organizations? If "Yes," describe in Part VI the role played by the organization in this regard.		

Part V Type III Non-Functionally Integrated 509(a)(3) Supporting Organizations

1 Check here if the organization satisfied the Integral Part Test as a qualifying trust on Nov. 20, 1970. See instructions. All other Type III non-functionally integrated supporting organizations must complete Sections A through E.

Section A - Adjusted Net Income		(A) Prior Year	(B) Current Year (optional)
1	Net short-term capital gain	1	
2	Recoveries of prior-year distributions	2	
3	Other gross income (see instructions)	3	
4	Add lines 1 through 3	4	
5	Depreciation and depletion	5	
6	Portion of operating expenses paid or incurred for production or collection of gross income or for management, conservation, or maintenance of property held for production of income (see instructions)	6	
7	Other expenses (see instructions)	7	
8	Adjusted Net Income (subtract lines 5, 6 and 7 from line 4)	8	

Section B - Minimum Asset Amount		(A) Prior Year	(B) Current Year (optional)
1	Aggregate fair market value of all non-exempt-use assets (see instructions for short tax year or assets held for part of year):		
a	Average monthly value of securities	1a	
b	Average monthly cash balances	1b	
c	Fair market value of other non-exempt-use assets	1c	
d	Total (add lines 1a, 1b, and 1c)	1d	
e	Discount claimed for blockage or other factors (explain in detail in Part VI):		
2	Acquisition indebtedness applicable to non-exempt-use assets	2	
3	Subtract line 2 from line 1d	3	
4	Cash deemed held for exempt use. Enter 1-1/2% of line 3 (for greater amount, see instructions).	4	
5	Net value of non-exempt-use assets (subtract line 4 from line 3)	5	
6	Multiply line 5 by .035	6	
7	Recoveries of prior-year distributions	7	
8	Minimum Asset Amount (add line 7 to line 6)	8	

Section C - Distributable Amount			Current Year
1	Adjusted net income for prior year (from Section A, line 8, Column A)	1	
2	Enter 85% of line 1	2	
3	Minimum asset amount for prior year (from Section B, line 8, Column A)	3	
4	Enter greater of line 2 or line 3	4	
5	Income tax imposed in prior year	5	
6	Distributable Amount. Subtract line 5 from line 4, unless subject to emergency temporary reduction (see instructions)	6	

7 Check here if the current year is the organization's first as a non-functionally-integrated Type III supporting organization (see instructions).

Part V Type III Non-Functionally Integrated 509(a)(3) Supporting Organizations (continued)

Section D - Distributions	Current Year
1 Amounts paid to supported organizations to accomplish exempt purposes	
2 Amounts paid to perform activity that directly furthers exempt purposes of supported organizations, in excess of income from activity	
3 Administrative expenses paid to accomplish exempt purposes of supported organizations	
4 Amounts paid to acquire exempt-use assets	
5 Qualified set-aside amounts (prior IRS approval required)	
6 Other distributions (describe in Part VI). See instructions.	
7 Total annual distributions. Add lines 1 through 6.	
8 Distributions to attentive supported organizations to which the organization is responsive (provide details in Part VI). See instructions.	
9 Distributable amount for 2014 from Section C, line 6	
10 Line 8 amount divided by Line 9 amount	

Section E - Distribution Allocations (see instructions)	(i) Excess Distributions	(ii) Underdistributions Pre-2014	(iii) Distributable Amount for 2014
1 Distributable amount for 2014 from Section C, line 6			
2 Underdistributions, if any, for years prior to 2014 (reasonable cause required-see instructions)			
3 Excess distributions carryover, if any, to 2014:			
a			
b			
c			
d			
e From 2013			
f Total of lines 3a through e			
g Applied to underdistributions of prior years			
h Applied to 2014 distributable amount			
i Carryover from 2009 not applied (see instructions)			
j Remainder. Subtract lines 3g, 3h, and 3i from 3f.			
4 Distributions for 2014 from Section D, line 7: \$			
a Applied to underdistributions of prior years			
b Applied to 2014 distributable amount			
c Remainder. Subtract lines 4a and 4b from 4.			
5 Remaining underdistributions for years prior to 2014, if any. Subtract lines 3g and 4a from line 2 (if amount greater than zero, see instructions).			
6 Remaining underdistributions for 2014. Subtract lines 3h and 4b from line 1 (if amount greater than zero, see instructions).			
7 Excess distributions carryover to 2015. Add lines 3j and 4c.			
8 Breakdown of line 7:			
a			
b			
c			
d Excess from 2013 . . .			
e Excess from 2014 . . .			

Schedule B
(Form 990, 990-EZ,
or 990-PF)

Department of the Treasury
Internal Revenue Service

Schedule of Contributors

u Attach to Form 990, Form 990-EZ, or Form 990-PF.

u Information about Schedule B (Form 990, 990-EZ, 990-PF) and its instructions is at www.irs.gov/form990.

OMB No. 1545-0047

2014

Name of the organization

Employer identification number

GLEANINGS FOR THE HUNGRY INC

77-0170546

Organization type (check one):

Filers of:

Section:

Form 990 or 990-EZ

501(c)(**3**) (enter number) organization

4947(a)(1) nonexempt charitable trust **not** treated as a private foundation

527 political organization

Form 990-PF

501(c)(3) exempt private foundation

4947(a)(1) nonexempt charitable trust treated as a private foundation

501(c)(3) taxable private foundation

Check if your organization is covered by the **General Rule** or a **Special Rule**.

Note. Only a section 501(c)(7), (8), or (10) organization can check boxes for both the General Rule and a Special Rule. See instructions.

General Rule

For an organization filing Form 990, 990-EZ, or 990-PF that received, during the year, contributions totaling \$5,000 or more (in money or property) from any one contributor. Complete Parts I and II. See instructions for determining a contributor's total contributions.

Special Rules

For an organization described in section 501(c)(3) filing Form 990 or 990-EZ that met the 33¹/₃ % support test of the regulations under sections 509(a)(1) and 170(b)(1)(A)(vi), that checked Schedule A (Form 990 or 990-EZ), Part II, line 13, 16a, or 16b, and that received from any one contributor, during the year, total contributions of the greater of **(1)** \$5,000 or **(2)** 2% of the amount on (i) Form 990, Part VIII, line 1h, or (ii) Form 990-EZ, line 1. Complete Parts I and II.

For an organization described in section 501(c)(7), (8), or (10) filing Form 990 or 990-EZ that received from any one contributor, during the year, total contributions of more than \$1,000 exclusively for religious, charitable, scientific, literary, or educational purposes, or for the prevention of cruelty to children or animals. Complete Parts I, II, and III.

For an organization described in section 501(c)(7), (8), or (10) filing Form 990 or 990-EZ that received from any one contributor, during the year, contributions exclusively for religious, charitable, etc., purposes, but no such contributions totaled more than \$1,000. If this box is checked, enter here the total contributions that were received during the year for an exclusively religious, charitable, etc., purpose. Do not complete any of the parts unless the **General Rule** applies to this organization because it received nonexclusively religious, charitable, etc., contributions totaling \$5,000 or more during the year ► \$

Caution. An organization that is not covered by the General Rule and/or the Special Rules does not file Schedule B (Form 990, 990-EZ, or 990-PF), but it **must** answer "No" on Part IV, line 2, of its Form 990; or check the box on line H of its Form 990-EZ or on its Form 990-PF, Part I, line 2, to certify that it does not meet the filing requirements of Schedule B (Form 990, 990-EZ, or 990-PF).

Name of organization

GLEANINGS FOR THE HUNGRY INC

Employer identification number

77-0170546

Part I Contributors (see instructions). Use duplicate copies of Part I if additional space is needed.

(a) No.	(b) Name, address, and ZIP + 4	(c) Total contributions	(d) Type of contribution
1	Ito En 45 Main Street Brooklyn NY 11201	\$ 700,032	Person <input type="checkbox"/> Payroll <input type="checkbox"/> Noncash <input checked="" type="checkbox"/> (Complete Part II for noncash contributions.)
2	Cytosport 4795 Industrial Way Benicia CA 94510	\$ 372,220	Person <input type="checkbox"/> Payroll <input type="checkbox"/> Noncash <input checked="" type="checkbox"/> (Complete Part II for noncash contributions.)
3	Bob's Red Mill 13521 SE Pheasant Court Milwaukie OR 97222	\$ 540,365	Person <input type="checkbox"/> Payroll <input type="checkbox"/> Noncash <input checked="" type="checkbox"/> (Complete Part II for noncash contributions.)
4	Idahoan Foods 357 Constitution Way Idaho Falls ID 83402	\$ 526,380	Person <input type="checkbox"/> Payroll <input type="checkbox"/> Noncash <input checked="" type="checkbox"/> (Complete Part II for noncash contributions.)
5	Initiative Foods 1117 K Street SANger CA 93657	\$ 164,251	Person <input type="checkbox"/> Payroll <input type="checkbox"/> Noncash <input checked="" type="checkbox"/> (Complete Part II for noncash contributions.)
6	Arctic Zero 4241 Jutland Drive Suite 305 San Diego CA 92117	\$ 298,638	Person <input type="checkbox"/> Payroll <input type="checkbox"/> Noncash <input checked="" type="checkbox"/> (Complete Part II for noncash contributions.)

Name of organization

GLEANINGS FOR THE HUNGRY INC

Employer identification number

77-0170546

Part I Contributors (see instructions). Use duplicate copies of Part I if additional space is needed.

(a) No.	(b) Name, address, and ZIP + 4	(c) Total contributions	(d) Type of contribution
7	Feed the Hungry 530 E Ireland Rd South Bend IN 46614	\$ 304,295	Person <input type="checkbox"/> Payroll <input type="checkbox"/> Noncash <input checked="" type="checkbox"/> (Complete Part II for noncash contributions.)
8	Meduri Farms 12395 Smithfield Road Dallas OR 97338	\$ 180,745	Person <input type="checkbox"/> Payroll <input type="checkbox"/> Noncash <input checked="" type="checkbox"/> (Complete Part II for noncash contributions.)
9	Oat Works 411 West 14th Street New York NY 10014	\$ 181,860	Person <input type="checkbox"/> Payroll <input type="checkbox"/> Noncash <input checked="" type="checkbox"/> (Complete Part II for noncash contributions.)
.....	\$	Person <input type="checkbox"/> Payroll <input type="checkbox"/> Noncash <input type="checkbox"/> (Complete Part II for noncash contributions.)
.....	\$	Person <input type="checkbox"/> Payroll <input type="checkbox"/> Noncash <input type="checkbox"/> (Complete Part II for noncash contributions.)
.....	\$	Person <input type="checkbox"/> Payroll <input type="checkbox"/> Noncash <input type="checkbox"/> (Complete Part II for noncash contributions.)

Name of organization

GLEANINGS FOR THE HUNGRY INC

Employer identification number

77-0170546

Part II Noncash Property (see instructions). Use duplicate copies of Part II if additional space is needed.

(a) No. from Part I	(b) Description of noncash property given	(c) FMV (or estimate) (see instructions)	(d) Date received
1	Tea	\$ 700,032	07/10/14
2	Muscle Milk	\$ 372,220	02/03/14
3	Grains	\$ 540,365	01/08/14
4	Dried Potatoes	\$ 526,380	03/27/14
5	Baby Food	\$ 164,251	04/30/14
6	Ice Cream Bars	\$ 298,638	10/13/14

Name of organization

GLEANINGS FOR THE HUNGRY INC

Employer identification number

77-0170546

Part II Noncash Property (see instructions). Use duplicate copies of Part II if additional space is needed.

(a) No. from Part I	(b) Description of noncash property given	(c) FMV (or estimate) (see instructions)	(d) Date received
7	Energy Bars	\$ 304,295	06/18/14
8	Fruit	\$ 180,745	10/07/14
9	Oat Drinks	\$ 181,860	09/24/14
		\$	
		\$	
		\$	
		\$	
		\$	
		\$	
		\$	

SCHEDULE D (Form 990)

Department of the Treasury Internal Revenue Service

Supplemental Financial Statements

u Complete if the organization answered "Yes" to Form 990, Part IV, line 6, 7, 8, 9, 10, 11a, 11b, 11c, 11d, 11e, 11f, 12a, or 12b. u Attach to Form 990.

u Information about Schedule D (Form 990) and its instructions is at www.irs.gov/form990.

OMB No. 1545-0047

2014

Open to Public Inspection

Name of the organization

Employer identification number

GLEANINGS FOR THE HUNGRY INC

77-0170546

Part I Organizations Maintaining Donor Advised Funds or Other Similar Funds or Accounts.

Complete if the organization answered "Yes" to Form 990, Part IV, line 6.

Table with 2 columns: (a) Donor advised funds, (b) Funds and other accounts. Rows include: 1 Total number at end of year, 2 Aggregate value of contributions to (during year), 3 Aggregate value of grants from (during year), 4 Aggregate value at end of year, 5 Did the organization inform all donors and donor advisors in writing that the assets held in donor advised funds are the organization's property, subject to the organization's exclusive legal control?, 6 Did the organization inform all grantees, donors, and donor advisors in writing that grant funds can be used only for charitable purposes and not for the benefit of the donor or donor advisor, or for any other purpose conferring impermissible private benefit?

Part II Conservation Easements.

Complete if the organization answered "Yes" to Form 990, Part IV, line 7.

Table with 2 columns: Held at the End of the Tax Year. Rows include: 1 Purpose(s) of conservation easements held by the organization (check all that apply), 2 Complete lines 2a through 2d if the organization held a qualified conservation contribution in the form of a conservation easement on the last day of the tax year. (a) Total number of conservation easements, (b) Total acreage restricted by conservation easements, (c) Number of conservation easements on a certified historic structure included in (a), (d) Number of conservation easements included in (c) acquired after 8/17/06, and not on a historic structure listed in the National Register, 3 Number of conservation easements modified, transferred, released, extinguished, or terminated by the organization during the tax year u, 4 Number of states where property subject to conservation easement is located u, 5 Does the organization have a written policy regarding the periodic monitoring, inspection, handling of violations, and enforcement of the conservation easements it holds?, 6 Staff and volunteer hours devoted to monitoring, inspecting, and enforcing conservation easements during the year u, 7 Amount of expenses incurred in monitoring, inspecting, and enforcing conservation easements during the year u \$, 8 Does each conservation easement reported on line 2(d) above satisfy the requirements of section 170(h)(4)(B)(i) and section 170(h)(4)(B)(ii)?, 9 In Part XIII, describe how the organization reports conservation easements in its revenue and expense statement, and balance sheet, and include, if applicable, the text of the footnote to the organization's financial statements that describes the organization's accounting for conservation easements.

Part III Organizations Maintaining Collections of Art, Historical Treasures, or Other Similar Assets.

Complete if the organization answered "Yes" to Form 990, Part IV, line 8.

Table with 2 columns: u \$. Rows include: 1a If the organization elected, as permitted under SFAS 116 (ASC 958), not to report in its revenue statement and balance sheet works of art, historical treasures, or other similar assets held for public exhibition, education, or research in furtherance of public service, provide, in Part XIII, the text of the footnote to its financial statements that describes these items. b If the organization elected, as permitted under SFAS 116 (ASC 958), to report in its revenue statement and balance sheet works of art, historical treasures, or other similar assets held for public exhibition, education, or research in furtherance of public service, provide the following amounts relating to these items: (i) Revenues included in Form 990, Part VIII, line 1, (ii) Assets included in Form 990, Part X, 2 If the organization received or held works of art, historical treasures, or other similar assets for financial gain, provide the following amounts required to be reported under SFAS 116 (ASC 958) relating to these items: a Revenue included in Form 990, Part VIII, line 1, b Assets included in Form 990, Part X

Part III Organizations Maintaining Collections of Art, Historical Treasures, or Other Similar Assets (continued)

- 3 Using the organization's acquisition, accession, and other records, check any of the following that are a significant use of its collection items (check all that apply):
- a Public exhibition
 - b Scholarly research
 - c Preservation for future generations
 - d Loan or exchange programs
 - e Other
- 4 Provide a description of the organization's collections and explain how they further the organization's exempt purpose in Part XIII.
- 5 During the year, did the organization solicit or receive donations of art, historical treasures, or other similar assets to be sold to raise funds rather than to be maintained as part of the organization's collection? Yes No

Part IV Escrow and Custodial Arrangements.

Complete if the organization answered "Yes" to Form 990, Part IV, line 9, or reported an amount on Form 990, Part X, line 21.

- 1a Is the organization an agent, trustee, custodian or other intermediary for contributions or other assets not included on Form 990, Part X? Yes No
- b If "Yes," explain the arrangement in Part XIII and complete the following table:
- | | Amount |
|---------------------------------------|--------|
| c Beginning balance | 1c |
| d Additions during the year | 1d |
| e Distributions during the year | 1e |
| f Ending balance | 1f |
- 2a Did the organization include an amount on Form 990, Part X, line 21, for escrow or custodial account liability? Yes No
- b If "Yes," explain the arrangement in Part XIII. Check here if the explanation has been provided in Part XIII

Part V Endowment Funds.

Complete if the organization answered "Yes" to Form 990, Part IV, line 10.

	(a) Current year	(b) Prior year	(c) Two years back	(d) Three years back	(e) Four years back
1a Beginning of year balance					
b Contributions					
c Net investment earnings, gains, and losses					
d Grants or scholarships					
e Other expenditures for facilities and programs					
f Administrative expenses					
g End of year balance					

- 2 Provide the estimated percentage of the current year end balance (line 1g, column (a)) held as:
- a Board designated or quasi-endowment **u**
 - b Permanent endowment **u**
 - c Temporarily restricted endowment **u**
- The percentages in lines 2a, 2b, and 2c should equal 100%.
- 3a Are there endowment funds not in the possession of the organization that are held and administered for the organization by:
- | | Yes | No |
|-----------------------------------|--------|----|
| (i) unrelated organizations | 3a(i) | |
| (ii) related organizations | 3a(ii) | |
- b If "Yes" to 3a(ii), are the related organizations listed as required on Schedule R?
- 4 Describe in Part XIII the intended uses of the organization's endowment funds.

Part VI Land, Buildings, and Equipment.

Complete if the organization answered "Yes" to Form 990, Part IV, line 11a. See Form 990, Part X, line 10.

Description of property	(a) Cost or other basis (investment)	(b) Cost or other basis (other)	(c) Accumulated depreciation	(d) Book value
1a Land		217,287		217,287
b Buildings		2,984,536	1,147,645	1,836,891
c Leasehold improvements				
d Equipment		668,236	594,257	73,979
e Other		78,734	75,173	3,561
Total. Add lines 1a through 1e. (Column (d) must equal Form 990, Part X, column (B), line 10c.)				u 2,131,718

Part VII Investments—Other Securities.

Complete if the organization answered "Yes" to Form 990, Part IV, line 11b. See Form 990, Part X, line 12.

(a) Description of security or category (including name of security)	(b) Book value	(c) Method of valuation: Cost or end-of-year market value
(1) Financial derivatives		
(2) Closely-held equity interests		
(3) Other		
(A)		
(B)		
(C)		
(D)		
(E)		
(F)		
(G)		
(H)		
Total. (Column (b) must equal Form 990, Part X, col. (B) line 12.) u		

Part VIII Investments—Program Related.

Complete if the organization answered "Yes" to Form 990, Part IV, line 11c. See Form 990, Part X, line 13.

(a) Description of investment	(b) Book value	(c) Method of valuation: Cost or end-of-year market value
(1)		
(2)		
(3)		
(4)		
(5)		
(6)		
(7)		
(8)		
(9)		
Total. (Column (b) must equal Form 990, Part X, col. (B) line 13.) u		

Part IX Other Assets.

Complete if the organization answered "Yes" to Form 990, Part IV, line 11d. See Form 990, Part X, line 15.

(a) Description	(b) Book value
(1)	
(2)	
(3)	
(4)	
(5)	
(6)	
(7)	
(8)	
(9)	
Total. (Column (b) must equal Form 990, Part X, col. (B) line 15.) u	

Part X Other Liabilities.

Complete if the organization answered "Yes" to Form 990, Part IV, line 11e or 11f. See Form 990, Part X, line 25.

1. (a) Description of liability	(b) Book value
(1) Federal income taxes	
(2) Deferred DTS Revenue	60,200
(3) Other Payables	8,408
(4) Sales Tax Payable	809
(5)	
(6)	
(7)	
(8)	
(9)	
Total. (Column (b) must equal Form 990, Part X, col. (B) line 25.) u	69,417

2. Liability for uncertain tax positions. In Part XIII, provide the text of the footnote to the organization's financial statements that reports the organization's liability for uncertain tax positions under FIN 48 (ASC 740). Check here if the text of the footnote has been provided in Part XIII

Part XI Reconciliation of Revenue per Audited Financial Statements With Revenue per Return.

Complete if the organization answered "Yes" to Form 990, Part IV, line 12a.

1	Total revenue, gains, and other support per audited financial statements	1	5,965,388
2	Amounts included on line 1 but not on Form 990, Part VIII, line 12:		
a	Net unrealized gains (losses) on investments	2a	
b	Donated services and use of facilities	2b	
c	Recoveries of prior year grants	2c	
d	Other (Describe in Part XIII.)	2d	
e	Add lines 2a through 2d	2e	
3	Subtract line 2e from line 1	3	5,965,388
4	Amounts included on Form 990, Part VIII, line 12, but not on line 1:		
a	Investment expenses not included on Form 990, Part VIII, line 7b	4a	
b	Other (Describe in Part XIII.)	4b	
c	Add lines 4a and 4b	4c	
5	Total revenue. Add lines 3 and 4c . (This must equal Form 990, Part I, line 12.)	5	5,965,388

Part XII Reconciliation of Expenses per Audited Financial Statements With Expenses per Return.

Complete if the organization answered "Yes" to Form 990, Part IV, line 12a.

1	Total expenses and losses per audited financial statements	1	6,354,947
2	Amounts included on line 1 but not on Form 990, Part IX, line 25:		
a	Donated services and use of facilities	2a	
b	Prior year adjustments	2b	
c	Other losses	2c	
d	Other (Describe in Part XIII.)	2d	
e	Add lines 2a through 2d	2e	
3	Subtract line 2e from line 1	3	6,354,947
4	Amounts included on Form 990, Part IX, line 25, but not on line 1:		
a	Investment expenses not included on Form 990, Part VIII, line 7b	4a	
b	Other (Describe in Part XIII.)	4b	
c	Add lines 4a and 4b	4c	
5	Total expenses. Add lines 3 and 4c . (This must equal Form 990, Part I, line 18.)	5	6,354,947

Part XIII Supplemental Information.

Provide the descriptions required for Part II, lines 3, 5, and 9; Part III, lines 1a and 4; Part IV, lines 1b and 2b; Part V, line 4; Part X, line 2; Part XI, lines 2d and 4b; and Part XII, lines 2d and 4b. Also complete this part to provide any additional information.

.....

.....

.....

.....

.....

.....

.....

.....

.....

.....

.....

.....

.....

.....

.....

.....

.....

.....

.....

.....

.....

.....

.....

**SCHEDULE F
(Form 990)**

Department of the Treasury
Internal Revenue Service

Statement of Activities Outside the United States

u Complete if the organization answered "Yes" on Form 990, Part IV, line 14b, 15, or 16.

u Attach to Form 990.

u Information about Schedule F (Form 990) and its instructions is at www.irs.gov/form990.

OMB No. 1545-0047

2014

Open to Public Inspection

Name of the organization

GLEANINGS FOR THE HUNGRY INC

Employer identification number

77-0170546

Part I General Information on Activities Outside the United States. Complete if the organization answered "Yes" on Form 990, Part IV, line 14b.

1 For grantmakers. Does the organization maintain records to substantiate the amount of its grants and other assistance, the grantees' eligibility for the grants or assistance, and the selection criteria used to award the grants or assistance? Yes No

2 For grantmakers. Describe in Part V the organization's procedures for monitoring the use of its grants and other assistance outside the United States.

3 Activities per Region. (The following Part I, line 3 table can be duplicated if additional space is needed.)

(a) Region	(b) Number of offices in the region	(c) Number of employees, agents, and independent contractors in region	(d) Activities conducted in region (by type) (e.g., fundraising, program services, investments, grants to recipients located in the region)	(e) If activity listed in (d) is a program service, describe specific type of service(s) in region	(f) Total expenditures for and investments in region
(1)					
(2)					
(3)					
(4)					
(5)					
(6)					
(7)					
(8)					
(9)					
(10)					
(11)					
(12)					
(13)					
(14)					
(15)					
(16)					
(17)					
3a Sub-total					
b Total from continuation sheets to Part I					
c Totals (add lines 3a and 3b)					

Part II Grants and Other Assistance to Organizations or Entities Outside the United States. Complete if the organization answered "Yes" on Form 990, Part IV, line 15, for any recipient who received more than \$5,000. Part II can be duplicated if additional space is needed.

1	(a) Name of organization	(b) IRS code section and EIN (if applicable)	(c) Region	(d) Purpose of grant	(e) Amount of cash grant	(f) Manner of cash disbursement	(g) Amount of non-cash assistance	(h) Description of non-cash assistance	(i) Method of valuation (book, FMV, appraisal, other)
(1)			Central America and the Caribbean	Charitable	9,375	Check			
(2)			Sub Saharan Africa	Charitable	35,692	Check			
(3)			Sub Saharan Africa	Charitable			119,933	Dried Food	Price x wt
(4)			North America	Charitable			14,843	Teas	Price x wt
(5)			North America	Charitable			21,321	Strawberries	Price x wt
(6)			North America	Charitable			7,008	Teas	Price x wt
(7)			North America	Charitable			63,181	Dried Food	Price x wt
(8)			North America	Charitable			10,080	Dried Food	Price x wt
(9)			North America	Charitable			14,987	Teas	Price x wt
(10)									
(11)									
(12)									
(13)									
(14)									
(15)									
(16)									

2 Enter total number of recipient organizations listed above that are recognized as charities by the foreign country, recognized as tax-exempt by the IRS, or for which the grantee or counsel has provided a section 501(c)(3) equivalency letter **u** 9

3 Enter total number of other organizations or entities **u** _____

Part III Grants and Other Assistance to Individuals Outside the United States. Complete if the organization answered "Yes" on Form 990, Part IV, line 16.

Part III can be duplicated if additional space is needed.

(a) Type of grant or assistance	(b) Region	(c) Number of recipients	(d) Amount of cash grant	(e) Manner of cash disbursement	(f) Amount of non-cash assistance	(g) Description of non-cash assistance	(h) Method of valuation (book, FMV, appraisal, other)
(1) Mission Support	Russia	and Neighboring States 1	6,220	Check			
(2)							
(3)							
(4)							
(5)							
(6)							
(7)							
(8)							
(9)							
(10)							
(11)							
(12)							
(13)							
(14)							
(15)							
(16)							
(17)							
(18)							

Part IV Foreign Forms

- 1 Was the organization a U.S. transferor of property to a foreign corporation during the tax year? If "Yes," the organization may be required to file Form 926, Return by a U.S. Transferor of Property to a Foreign Corporation (see Instructions for Form 926) Yes No

- 2 Did the organization have an interest in a foreign trust during the tax year? If "Yes," the organization may be required to file Form 3520, Annual Return To Report Transactions With Foreign Trusts and Receipt of Certain Foreign Gifts, and/or Form 3520-A, Annual Information Return of Foreign Trust With a U.S. Owner (see Instructions for Forms 3520 and 3520-A; do not file with Form 990) Yes No

- 3 Did the organization have an ownership interest in a foreign corporation during the tax year? If "Yes," the organization may be required to file Form 5471, Information Return of U.S. Persons With Respect to Certain Foreign Corporations (see Instructions for Form 5471) Yes No

- 4 Was the organization a direct or indirect shareholder of a passive foreign investment company or a qualified electing fund during the tax year? If "Yes," the organization may be required to file Form 8621, Information Return by a Shareholder of a Passive Foreign Investment Company or Qualified Electing Fund (see Instructions for Form 8621) Yes No

- 5 Did the organization have an ownership interest in a foreign partnership during the tax year? If "Yes," the organization may be required to file Form 8865, Return of U.S. Persons With Respect to Certain Foreign Partnerships (see Instructions for Form 8865) Yes No

- 6 Did the organization have any operations in or related to any boycotting countries during the tax year? If "Yes," the organization may be required to file Form 5713, International Boycott Report (see Instructions for Form 5713; do not file with Form 990) Yes No

Part V Supplemental Information

Provide the information required by Part I, line 2 (monitoring of funds); Part I, line 3, column (f) (accounting method; amounts of investments vs. expenditures per region); Part II, line 1 (accounting method); Part III (accounting method); and Part III, column (c) (estimated number of recipients), as applicable. Also complete this part to provide any additional information (see instructions).

Part I, Line 2 - Procedures for Monitoring the Use of Grant Funds

The organizations we give food to are not grants but donations of food to other non-profit organizations that help us with our exempt purpose to distribute food to the needy around the world.

Part V - Additional Information

The valuation of food donated to other countries was determined by weight of food times estimated price per pound, which was arrived by taking the total food contributed divided by the weight.

**SCHEDULE I
(Form 990)**

**Grants and Other Assistance to Organizations,
Governments, and Individuals in the United States**
Complete if the organization answered "Yes" to Form 990, Part IV, line 21 or 22.
u Attach to Form 990.

OMB No. 1545-0047

2014

**Open to Public
Inspection**

Department of the Treasury
Internal Revenue Service

u Information about Schedule I (Form 990) and its instructions is at www.irs.gov/form990.

Name of the organization

GLEANINGS FOR THE HUNGRY INC

Employer identification number

77-0170546

Part I General Information on Grants and Assistance

- 1 Does the organization maintain records to substantiate the amount of the grants or assistance, the grantees' eligibility for the grants or assistance, and the selection criteria used to award the grants or assistance? Yes No
- 2 Describe in Part IV the organization's procedures for monitoring the use of grant funds in the United States.

Part II Grants and Other Assistance to Domestic Organizations and Domestic Governments. Complete if the organization answered "Yes" to Form 990, Part IV, line 21, for any recipient that received more than \$5,000. Part II can be duplicated if additional space is needed.

1	(a) Name and address of organization or government	(b) EIN	(c) IRC section if applicable	(d) Amount of cash grant	(e) Amount of non-cash assistance	(f) Method of valuation (book, FMV, appraisal, other)	(g) Description of non-cash assistance	(h) Purpose of grant or assistance
(1)	Abundant Rain Ministries 12425 South 273rd East Ave Coweta OK 74429	73-1615887	501c3		42,355	Price x wt	Dried Fruit	Charitable
(2)	Ahead Ministries PO Box 640994 San Jose CA 95164	43-1608002	501c3		16,981	Price x wt	Dried Food	Charitable
(3)	Armenian Gospel Mission 2650 E Foothill Blvd Pasadena CA 91107	23-7089113	501c3		51,122	Price x wt	Dried Food	Charitable
(4)	Childrens Hunger Fund PO Box 7085 Mission Hills CA 91346	95-4335462	501c3		469,694	Price x Wt	dried food	Charitable
(5)	Church of Bible Understanding PO Box 20109 Scranton PA 18508	23-7184229	501c3		61,848	Price x wt	Dried Food	Charitable
(6)	Church of Christ Disaster Relief 410 Allied Drive Nashville TN 37211	62-1560072	501c3		47,920	Price x wt	Dried Fruit	Charitable
(7)	Church of Glad Tidings 1179 Eager Road Live Oak CA 95953	94-2326543	501c3		59,386	Price x wt	Dried Food	Charitable
(8)	Convoy of Hope 330 S. Patterson Ave. Springfield MO 65802	68-0051386	501c3		1,081,689	Price x Wt	Soup Mix	Charitable
(9)	Cornerstone Assembly of God Fresno 1545 Fulton Street Fresno CA 93721	77-0060203	501c3		8,176	Price x wt	Soup Mix	Charitable

- 2 Enter total number of section 501(c)(3) and government organizations listed in the line 1 table **u 36**
- 3 Enter total number of other organizations listed in the line 1 table **u**

**SCHEDULE I
(Form 990)**

**Grants and Other Assistance to Organizations,
Governments, and Individuals in the United States**

OMB No. 1545-0047

2014

Complete if the organization answered "Yes" to Form 990, Part IV, line 21 or 22.

u Attach to Form 990.

**Open to Public
Inspection**

Department of the Treasury
Internal Revenue Service

u Information about Schedule I (Form 990) and its instructions is at www.irs.gov/form990.

Name of the organization

GLEANINGS FOR THE HUNGRY INC

Employer identification number

77-0170546

Part I General Information on Grants and Assistance

- 1 Does the organization maintain records to substantiate the amount of the grants or assistance, the grantees' eligibility for the grants or assistance, and the selection criteria used to award the grants or assistance? Yes No
- 2 Describe in Part IV the organization's procedures for monitoring the use of grant funds in the United States.

Part II Grants and Other Assistance to Domestic Organizations and Domestic Governments. Complete if the organization answered "Yes" to Form 990, Part IV, line 21, for any recipient that received more than \$5,000. Part II can be duplicated if additional space is needed.

1	(a) Name and address of organization or government	(b) EIN	(c) IRC section if applicable	(d) Amount of cash grant	(e) Amount of non-cash assistance	(f) Method of valuation (book, FMV, appraisal, other)	(g) Description of non-cash assistance	(h) Purpose of grant or assistance
(1)	Cross International 600 SW Third Street Pompano Beach FL 33060	65-1086387	501c3		373,753	price x wt	Dried Fruit	Charitable
(2)	Dream Center 2416 E 11th Street Long Beach CA 90804	95-1803686	501c3		6,647	Price x wt	Carrots	Charitable
(3)	Feed the Children 333 N Meridian Ave. Oklahoma City OK 73101	73-6108657	501c3		224,805	price x wt	Frozen Foods	Charitable
(4)	Feed the Hungry 530 E. Ireland Rd South Bend IN 46614	32-0053249	501(c)		174,108	Price x wt	Dried Food	Charitable
(5)	Feeding the Nations 3402 Locust Rd South Bend IN 46680	36-4535399	501c3		332,171	Price x Wt	dried food	Charitable
(6)	Foundation for His Ministry PO Box 74000 San Clemente CA 92673	95-2499595	501c3		5,958	price x wt	Energy Bars	Charitable
(7)	Four Square Children of Promise Po Box 1449 Fort Morgan CO 80701	45-2487955	501(c)		103,788	price x wt	Dried Food	Charitable
(8)	Gateway Bible Church 5000 Granite Creek Rd Scotts Valley CA 95066	94-2395602	501c3		52,667	Price x Wt	dried food	Charitable
(9)	Giving Children Hope 8332 Commonwealth Avenue Buena Park CA 90621	95-3464287	501c3		40,775	Price x wt	Dried Fruit	Charitable

- 2 Enter total number of section 501(c)(3) and government organizations listed in the line 1 table u
- 3 Enter total number of other organizations listed in the line 1 table u

For Paperwork Reduction Act Notice, see the Instructions for Form 990.

Schedule I (Form 990) (2014)

**SCHEDULE I
(Form 990)**

**Grants and Other Assistance to Organizations,
Governments, and Individuals in the United States**

OMB No. 1545-0047

2014

Complete if the organization answered "Yes" to Form 990, Part IV, line 21 or 22.

u Attach to Form 990.

**Open to Public
Inspection**

Department of the Treasury
Internal Revenue Service

u Information about Schedule I (Form 990) and its instructions is at www.irs.gov/form990.

Name of the organization

GLEANINGS FOR THE HUNGRY INC

Employer identification number

77-0170546

Part I General Information on Grants and Assistance

- 1 Does the organization maintain records to substantiate the amount of the grants or assistance, the grantees' eligibility for the grants or assistance, and the selection criteria used to award the grants or assistance? Yes No
- 2 Describe in Part IV the organization's procedures for monitoring the use of grant funds in the United States.

Part II Grants and Other Assistance to Domestic Organizations and Domestic Governments. Complete if the organization answered "Yes" to Form 990, Part IV, line 21, for any recipient that received more than \$5,000. Part II can be duplicated if additional space is needed.

1	(a) Name and address of organization or government	(b) EIN	(c) IRC section if applicable	(d) Amount of cash grant	(e) Amount of non-cash assistance	(f) Method of valuation (book, FMV, appraisal, other)	(g) Description of non-cash assistance	(h) Purpose of grant or assistance
(1)	Global Assist Network 305 E. Walnut Suite 314 Springfield MO 65806	20-1580414	501c3		64,769	Price x wt	Dried Food	Charitable
(2)	Great Commission Ministry 9880 Jackson Road Sacramento CA 95827	26-4583611	501c3		35,758	Price x wt	Dried Food	Charitable
(3)	Hope of Life International 85 Whipple Street Providence RI 02908	23-2061324	501c3		105,900	Price x wt	Soup Mix	Charitable
(4)	Israel Food Outreach 11675 Calvin St. Yucaipia CA 92399	46-0796192	501c3		124,788	Price x wt	Soup Mix	Charitable
(5)	Kids International Ministries PO Box 1369 Lawrence KS 66044	20-5881456	501c3		60,717	Price x wt	Dried Food	Charitable
(6)	Last Harvest Ministries 7870 Golden Ring Way Antelope CA 95843	71-0990763	501c3		583,804	Price x Wt	Dried food	Charitable
(7)	Loving With Mercy 15661 Oak Drive Kerman CA 93630	46-4359589	501c3		30,921	Price x wt	Dried Food	Charitable
(8)	Mendota PC Church of God 1097 Quince St. Mendota CA 93640	44-0612817	501c3		9,498	Price x Wt	Dried Fruit	Charitable
(9)	Mission of Grace 2900 NW 42 Ave. #101A Coconut Creek FL 33066	27-2105727	501c3	99,492	15,790	Price x wt	Soup Mix	Charitable

- 2 Enter total number of section 501(c)(3) and government organizations listed in the line 1 table u
- 3 Enter total number of other organizations listed in the line 1 table u

**SCHEDULE I
(Form 990)**

**Grants and Other Assistance to Organizations,
Governments, and Individuals in the United States**

OMB No. 1545-0047

2014

Complete if the organization answered "Yes" to Form 990, Part IV, line 21 or 22.

u Attach to Form 990.

**Open to Public
Inspection**

Department of the Treasury
Internal Revenue Service

u Information about Schedule I (Form 990) and its instructions is at www.irs.gov/form990.

Name of the organization

GLEANINGS FOR THE HUNGRY INC

Employer identification number

77-0170546

Part I General Information on Grants and Assistance

- 1 Does the organization maintain records to substantiate the amount of the grants or assistance, the grantees' eligibility for the grants or assistance, and the selection criteria used to award the grants or assistance? Yes No
- 2 Describe in Part IV the organization's procedures for monitoring the use of grant funds in the United States.

Part II Grants and Other Assistance to Domestic Organizations and Domestic Governments. Complete if the organization answered "Yes" to Form 990, Part IV, line 21, for any recipient that received more than \$5,000. Part II can be duplicated if additional space is needed.

1	(a) Name and address of organization or government	(b) EIN	(c) IRC section if applicable	(d) Amount of cash grant	(e) Amount of non-cash assistance	(f) Method of valuation (book, FMV, appraisal, other)	(g) Description of non-cash assistance	(h) Purpose of grant or assistance
(1)	Missions Without Borders 711 Daily Drive Suite 120 Camarillo CA 93010	77-0292572	501c3		63,401	Price x wt	Soup Mix	Charitable
(2)	Pelican Harbor Food Bank PO Box 3193 Coos Bay OR 97420	73-0934739	501c3		107,964	Price x wt	Dried Foods	Charitable
(3)	Rick Caywood Ministries 5040 Bosque Ridge Rd Crawford TX 76638	74-2914188	501c3		33,529	Price x wt	Dried Food	Charitable
(4)	Strong Tower Ministries 1122 E. 17th St. #C Santa Ana CA 92701	20-3747097	501c3		36,004	Price x wt	Dried Food	Charitable
(5)	The Word at Work 1400 Wolfin Ave. Amarillo TX 79109	68-0513148	501c3		65,726	Price x wt	Dried Food	Charitable
(6)	Warm Blankets 5105 Tollview Drive Rolling Meadows IL 60008	36-4395095	501c3		59,823	Price x wt	Dried Food	Charitable
(7)	Wings of Faith P.O. Box 524 Tustin CA 92781	95-3480924	501c3		28,955	Price x Wt	Fruit, Soup mix	Charitable
(8)	World Compassion PO Box 92 Tulsa OK 74101	73-0934739	501c3		59,351	Price x wt	Dried Food	Charitable
(9)	World Emergency Relief PO Box 218 San Dimas CA 91773	95-4014743	501c3		62,020	Price x wt	Soup Mix	Charitable

- 2 Enter total number of section 501(c)(3) and government organizations listed in the line 1 table **u**
- 3 Enter total number of other organizations listed in the line 1 table **u**

For Paperwork Reduction Act Notice, see the Instructions for Form 990.

Schedule I (Form 990) (2014)

Part III Grants and Other Assistance to Domestic Individuals. Complete if the organization answered "Yes" to Form 990, Part IV, line 22.

Part III can be duplicated if additional space is needed.

(a) Type of grant or assistance	(b) Number of recipients	(c) Amount of cash grant	(d) Amount of non-cash assistance	(e) Method of valuation (book, FMV, appraisal, other)	(f) Description of non-cash assistance
1 Missionary Support	4	6,000			
2					
3					
4					
5					
6					
7					

Part IV Supplemental Information. Provide the information required in Part I, line 2, Part III, column (b), and any other additional information.

Part I, Line 2 - Procedures for Monitoring the Use of Grant Funds

The organizations we give food to are not grants but donations of food to other non-profit organizations that help us with our exempt purpose to distribute food to the needy in their area.

Part IV - Additional Information

The valuation of food donated to other countries was determined by weight of food times estimated price per pound, which was arrived by taking the total food contributed divided by the weight.

**SCHEDULE M
(Form 990)**

Noncash Contributions

OMB No. 1545-0047

2014

**Open To Public
Inspection**

Department of the Treasury
Internal Revenue Service

u Complete if the organizations answered "Yes" on Form 990, Part IV, lines 29 or 30.

u Attach to Form 990.

u Information about Schedule M (Form 990) and its instructions is at www.irs.gov/form990.

Name of the organization

Employer identification number

GLEANINGS FOR THE HUNGRY INC

77-0170546

Part I Types of Property

	(a) Check if applicable	(b) Number of contributions or items contributed	(c) Noncash contribution amounts reported on Form 990, Part VIII, line 1g	(d) Method of determining noncash contribution amounts
1 Art — Works of art				
2 Art — Historical treasures				
3 Art — Fractional interests				
4 Books and publications				
5 Clothing and household goods				
6 Cars and other vehicles				
7 Boats and planes				
8 Intellectual property				
9 Securities — Publicly traded				
10 Securities — Closely held stock				
11 Securities — Partnership, LLC, or trust interests				
12 Securities — Miscellaneous				
13 Qualified conservation contribution — Historic structures				
14 Qualified conservation contribution — Other				
15 Real estate — Residential				
16 Real estate — Commercial				
17 Real estate — Other				
18 Collectibles				
19 Food inventory	X	10	4,722,354	
20 Drugs and medical supplies				
21 Taxidermy				
22 Historical artifacts				
23 Scientific specimens				
24 Archeological artifacts				
25 Other u ()				
26 Other u ()				
27 Other u ()				
28 Other u ()				

29 Number of Forms 8283 received by the organization during the tax year for contributions for which the organization completed Form 8283, Part IV, Donee Acknowledgement **29**

	Yes	No
30a During the year, did the organization receive by contribution any property reported in Part I, lines 1 through 28, that it must hold for at least three years from the date of the initial contribution, and which is not required to be used for exempt purposes for the entire holding period?		X
b If "Yes," describe the arrangement in Part II.		
31 Does the organization have a gift acceptance policy that requires the review of any non-standard contributions?		X
32a Does the organization hire or use third parties or related organizations to solicit, process, or sell noncash contributions?		X
b If "Yes," describe in Part II.		
33 If the organization did not report an amount in column (c) for a type of property for which column (a) is checked, describe in Part II.		

SCHEDULE O
(Form 990 or 990-EZ)

Supplemental Information to Form 990 or 990-EZ

OMB No. 1545-0047

Complete to provide information for responses to specific questions on
Form 990 or 990-EZ or to provide any additional information.

2014

Department of the Treasury
Internal Revenue Service

u Attach to Form 990 or 990-EZ.

**Open to Public
Inspection**

u Information about Schedule O (Form 990 or 990-EZ) and its instructions is at www.irs.gov/form990.

Name of the organization

Employer identification number

GLEANINGS FOR THE HUNGRY INC

77-0170546

Form 990, Part V - Additional Information

The Organization will belatedly file a 1098-C for the vehicle donated.

Form 990, Part VI, Line 11b - Organization's Process to Review Form 990

A copy of the Form 990 is submitted to the board for review and final approval before filing with the IRS and State of California.

Form 990, Part VI, Line 12c - Enforcement of Conflicts Policy

The conflict of interest policy defines an "interested person" as any director, principal officer, or member of a committee with governing board delegated powers, who has a direct or indirect financial interest.

Determinations of whether a conflict of interest exists are made at the entity or individual level, and relate to financial interests held directly or indirectly through business, investment or family. An interested person must disclose the facts to the governing board. He/she shall leave the governing board or committee meeting while the determination of a conflict interest is voted on by the remaining members, and a plan of action is made.

Form 990, Part VI, Line 19 - Governing Documents Disclosure Explanation

Governing documents are made available to the public upon request to the main office during normal business hours.

Form **4562**

Depreciation and Amortization
(Including Information on Listed Property)

OMB No. 1545-0172

2014

Department of the Treasury
Internal Revenue Service (99)

u Attach to your tax return.

u Information about Form 4562 and its separate instructions is at www.irs.gov/form4562.

Attachment Sequence No. **179**

Name(s) shown on return

GLEANINGS FOR THE HUNGRY INC

Identifying number

77-0170546

Business or activity to which this form relates

Indirect Depreciation

Part I Election To Expense Certain Property Under Section 179

Note: If you have any listed property, complete Part V before you complete Part I.

1	Maximum amount (see instructions)	1	500,000
2	Total cost of section 179 property placed in service (see instructions)	2	
3	Threshold cost of section 179 property before reduction in limitation (see instructions)	3	2,000,000
4	Reduction in limitation. Subtract line 3 from line 2. If zero or less, enter -0-	4	
5	Dollar limitation for tax year. Subtract line 4 from line 1. If zero or less, enter -0-. If married filing separately, see instructions	5	
6	(a) Description of property	(b) Cost (business use only)	(c) Elected cost
7	Listed property. Enter the amount from line 29	7	
8	Total elected cost of section 179 property. Add amounts in column (c), lines 6 and 7	8	
9	Tentative deduction. Enter the smaller of line 5 or line 8	9	
10	Carryover of disallowed deduction from line 13 of your 2013 Form 4562	10	
11	Business income limitation. Enter the smaller of business income (not less than zero) or line 5 (see instructions)	11	
12	Section 179 expense deduction. Add lines 9 and 10, but do not enter more than line 11	12	
13	Carryover of disallowed deduction to 2015. Add lines 9 and 10, less line 12	13	

Note: Do not use Part II or Part III below for listed property. Instead, use Part V.

Part II Special Depreciation Allowance and Other Depreciation (Do not include listed property.) (See instructions.)

14	Special depreciation allowance for qualified property (other than listed property) placed in service during the tax year (see instructions)	14	
15	Property subject to section 168(f)(1) election	15	
16	Other depreciation (including ACRS)	16	106,640

Part III MACRS Depreciation (Do not include listed property.) (See instructions.)

Section A

17	MACRS deductions for assets placed in service in tax years beginning before 2014	17	0
18	If you are electing to group any assets placed in service during the tax year into one or more general asset accounts, check here <input checked="" type="checkbox"/> u <input type="checkbox"/>		

Section B—Assets Placed in Service During 2014 Tax Year Using the General Depreciation System

(a) Classification of property	(b) Month and year placed in service	(c) Basis for depreciation (business/investment use only—see instructions)	(d) Recovery period	(e) Convention	(f) Method	(g) Depreciation deduction
19a 3-year property						
b 5-year property						
c 7-year property						
d 10-year property						
e 15-year property						
f 20-year property						
g 25-year property			25 yrs.		S/L	
h Residential rental property			27.5 yrs.	MM	S/L	
i Nonresidential real property			39 yrs.	MM	S/L	

Section C—Assets Placed in Service During 2014 Tax Year Using the Alternative Depreciation System

20a Class life					S/L	
b 12-year			12 yrs.		S/L	
c 40-year			40 yrs.	MM	S/L	

Part IV Summary (See instructions.)

21	Listed property. Enter amount from line 28	21	
22	Total. Add amounts from line 12, lines 14 through 17, lines 19 and 20 in column (g), and line 21. Enter here and on the appropriate lines of your return. Partnerships and S corporations—see instructions	22	106,640
23	For assets shown above and placed in service during the current year, enter the portion of the basis attributable to section 263A costs	23	

For Paperwork Reduction Act Notice, see separate instructions.

Form **4562** (2014)

77-0170546

Federal Asset Report

FYE: 12/31/2014

Form 990, Page 1

Asset	Description	Date In Service	Cost	Bus %	Sec 179	Bonus	Basis for Depr	Per Conv	Meth	Prior	Current
Other Depreciation:											
4	STAINLESS STEEL SCREW CONVEYOR	7/01/85	2,500				2,500	10	MO S/L	2,500	0
8	PROCESS LINE	7/01/93	6,218				6,218	10	MO S/L	6,218	0
10	CONVEYOR - TRAY LINE	7/01/95	11,459				11,459	10	MO S/L	11,459	0
12	BIN DUMPER FOR FORKLIFT	7/01/91	1,976				1,976	10	MO S/L	1,976	0
14	SIZER	7/01/90	9,303				9,303	10	MO S/L	9,303	0
23	WRAPPER	7/01/94	2,670				2,670	10	MO S/L	2,670	0
30	MOTORS, DOLLIES, ETC	7/01/96	1,212				1,212	10	MO S/L	1,212	0
34	CEMENT SAW	7/01/90	452				452	10	MO S/L	452	0
35	10" SAW	7/01/91	852				852	10	MO S/L	852	0
36	1-CUP UP SHAKER	7/01/83	2,000				2,000	10	MO S/L	2,000	0
37	2 DEWATERING SHAKERS	7/01/85	2,000				2,000	10	MO S/L	2,000	0
38	SURGE TANK - STAINLESS STEEL	7/01/85	3,000				3,000	10	MO S/L	3,000	0
41	1-CUTTERS (\$20,000 EACH)-1 2004	7/01/83	20,000				20,000	10	MO S/L	20,000	0
43	STAINLESS STEEL 36" FIBERGLASS H	7/01/85	3,600				3,600	10	MO S/L	3,600	0
55	WASHER	7/01/93	2,145				2,145	10	MO S/L	2,145	0
56	FURNITURE	7/01/89	705				705	10	MO S/L	705	0
57	FURNITURE	7/01/91	1,647				1,647	10	MO S/L	1,647	0
58	FURNITURE	7/01/92	345				345	10	MO S/L	345	0
59	FURNITURE	7/01/93	310				310	10	MO S/L	310	0
60	DIVAN & 2 CHAIRS	7/01/92	300				300	10	MO S/L	300	0
61	ALUMINUM 4 PICNIC TABLE & SEATS	7/01/93	751				751	10	MO S/L	751	0
62	TABLE & CHAIRS	7/01/94	351				351	10	MO S/L	351	0
63	METAL CHAIRS	7/01/95	388				388	10	MO S/L	388	0
65	FILE CABINETS	7/01/94	356				356	10	MO S/L	356	0
67	OFFICE CABINETS	7/01/96	2,000				2,000	10	MO S/L	2,000	0
68	KITCHEN EQUIPMENT	7/01/94	2,000				2,000	10	MO S/L	2,000	0
70	VEGETABLE PLANT EQUIPMENT	7/01/97	7,003				7,003	10	MO S/L	7,003	0
71	FURNITURE-MOBILE HOME	7/01/97	1,958				1,958	10	MO S/L	1,958	0
72	CHAIRS-DTS CLASSES	7/01/97	746				746	10	MO S/L	746	0
73	40 FT CONTAINER	7/01/97	500				500	10	MO S/L	500	0
75	WASHER & DRYER - MOBILE HOME	7/01/97	350				350	10	MO S/L	350	0
76	SIZZOR LIFT	7/01/97	4,500				4,500	10	MO S/L	4,500	0
78	TABLES	7/01/97	310				310	10	MO S/L	310	0
80	2-QUEEN MATTRESS/BOX SETS	7/01/97	1,000				1,000	10	MO S/L	1,000	0
81	8-SINGLE MATTRESS/BOX SETS	7/01/97	2,000				2,000	10	MO S/L	2,000	0
83	13-NEW DRESSERS W/5 DRAWERS	7/01/97	4,000				4,000	10	MO S/L	4,000	0
84	5-NEW NIGHT STANDS W/2 DRAWERS	7/01/97	1,000				1,000	10	MO S/L	1,000	0
85	VEG PLANT EQUIP	7/01/98	4,946				4,946	10	MO S/L	4,946	0
90	MATTRESSES	7/01/98	957				957	10	MO S/L	957	0
94	GENERATOR AND INSTALLATION	7/01/98	26,955				26,955	10	MO S/L	26,955	0
96	WATER PURIFIER	7/01/98	893				893	10	MO S/L	893	0
99	ELECTRIC MOTORS AND SWITCH	7/07/99	2,873				2,873	10	MO S/L	2,873	0
101	MOBILE HOME FURNISHINGS	7/07/99	433				433	10	MO S/L	433	0
105	AIR COND 3 AND 4	7/07/99	8,000				8,000	10	MO S/L	8,000	0
109	MATTRESSES	7/07/99	3,930				3,930	10	MO S/L	3,930	0
110	ALTA 4HP SUMP PUMP	7/07/99	3,747				3,747	10	MO S/L	3,747	0
114	LARGE REVERSE OSMOSIS-DON	7/07/99	500				500	10	MO S/L	500	0
119	CARPET	7/07/00	1,405				1,405	10	MO S/L	1,405	0
121	CONVEYOR	7/07/00	4,221				4,221	10	MO S/L	4,221	0
122	CONVEYOR	7/07/00	2,205				2,205	10	MO S/L	2,205	0
124	CONVEYER	7/07/00	3,710				3,710	10	MO S/L	3,710	0
125	SPLITTER OR CUTTERS	7/07/00	10,347				10,347	10	MO S/L	10,347	0
126	2 TOOL SHEDS	7/07/00	2,209				2,209	10	MO S/L	2,209	0
128	CONVEYER	7/07/00	2,086				2,086	10	MO S/L	2,086	0
129	REFIGERATOR	7/07/00	590				590	10	MO S/L	590	0
133	KITCHEN STOVE (IMPERIAL)	7/07/00	3,609				3,609	10	MO S/L	3,609	0
134	8 UNIT BUILDING	7/01/89	42,161				42,161	20	MO S/L	42,161	0
135	8 UNIT BUILDING	7/01/90	864				864	20	MO S/L	864	0
136	8 UNIT IMPROVEMENTS	7/01/91	1,161				1,161	20	MO S/L	1,161	0
137	PROPERTY	1/01/87	130,000				130,000	0	-- Land	0	0
138	Access Cement Road	2/10/04	177				177	0	-- Land	0	0
139	LAND	11/19/91	81,750				81,750	0	-- Land	0	0
140	8 UNIT IMPROVEMENTS	7/01/93	290				290	20	MO S/L	290	0
141	ALL PURPOSE ROOM	7/01/92	15,359				15,359	20	MO S/L	15,359	0
142	ALL PURPOSE ROOM	7/01/93	921				921	20	MO S/L	921	0
143	ALUMINUM SIDING	12/01/89	4,000				4,000	20	MO S/L	4,000	0
144	ALUMINUM SIDING	7/01/90	2,000				2,000	20	MO S/L	2,000	0
147	CONCRETE, LANDSCAPE, FENCE	7/01/90	21,903				21,903	20	MO S/L	21,903	0

77-0170546

Federal Asset Report

FYE: 12/31/2014

Form 990, Page 1

Asset	Description	Date In Service	Cost	Bus %	Sec 179	Bonus	Basis for Depr	Per Conv	Meth	Prior	Current
148	CONCRETE	7/01/91	5,439				5,439	20	MO S/L	5,439	0
149	CONCRETE	7/01/92	14,993				14,993	20	MO S/L	14,993	0
150	CONCRETE	7/01/93	582				582	20	MO S/L	582	0
151	CONCRETE	7/01/94	14,295				14,295	20	MO S/L	13,941	354
159	POOL	7/01/91	29,826				29,826	20	MO S/L	29,826	0
162	SHOP	7/01/90	10,838				10,838	20	MO S/L	10,838	0
163	SHOP	7/01/91	2,546				2,546	20	MO S/L	2,546	0
164	SHOWERS	7/01/89	28,551				28,551	20	MO S/L	28,551	0
165	SHOWERS	7/01/90	17,492				17,492	20	MO S/L	17,492	0
166	SHOWERS	7/01/91	3,101				3,101	20	MO S/L	3,101	0
170	SULPHUR HOUSE	7/01/94	611				611	20	MO S/L	601	10
171	SULPHUR HOUSE-FUME SCRUBBER &	7/01/94	13,500				13,500	20	MO S/L	13,163	337
172	VEGETABLE PLANT	7/01/92	2,039				2,039	20	MO S/L	2,039	0
173	VEGETABLE PLANT	7/01/93	1,099				1,099	20	MO S/L	1,099	0
174	VACAVILLE BLDG	7/01/90	4,176				4,176	20	MO S/L	4,176	0
175	VEGETABLE PLANT	7/01/96	747				747	20	MO S/L	650	37
176	Sultana-Vegetable Plant Bldg	7/01/98	29,424				29,424	20	MO S/L	22,802	1,471
183	LUMBER, DOORS, ETC	11/01/89	2,500				2,500	20	MO S/L	2,500	0
184	22 CLOSET ORGANIZERS	11/01/89	3,000				3,000	20	MO S/L	3,000	0
187	OFFICE IMPROVEMENTS	7/01/91	7,587				7,587	20	MO S/L	7,587	0
190	IMPROVEMENTS	7/01/92	9,275				9,275	20	MO S/L	9,275	0
195	86 FT. STEEL PALLET RACKING	7/01/93	1,180				1,180	20	MO S/L	1,180	0
200	CANVAS	7/01/94	675				675	20	MO S/L	661	14
201	PROPERTY IMPROVEMENTS	7/01/95	4,163				4,163	20	MO S/L	3,849	208
202	CONCRETE	7/01/95	5,489				5,489	20	MO S/L	5,072	274
204	IRRIGATION	7/01/95	352				352	20	MO S/L	331	17
205	STORAGE CONTAINER	7/01/95	4,903				4,903	20	MO S/L	4,534	245
206	HEAT PUMP	7/01/95	489				489	20	MO S/L	447	24
207	CONCRETE	7/01/96	12,657				12,657	20	MO S/L	11,076	633
208	POND - CONCRETE	7/01/96	4,708				4,708	20	MO S/L	4,115	236
209	POND	7/01/96	9,787				9,787	20	MO S/L	8,560	489
210	POND - FENCE	7/01/96	2,400				2,400	20	MO S/L	2,100	120
211	PROPERTY	7/01/96	4,684				4,684	20	MO S/L	4,096	235
212	FENCE	7/01/96	1,697				1,697	20	MO S/L	1,486	85
214	PROPERTY IMPROVEMENTS	7/01/98	18,060				18,060	20	MO S/L	13,996	903
215	SEPTIC SYSTEM	7/01/94	19,204				19,204	20	MO S/L	18,721	483
216	PIPING	7/01/94	4,215				4,215	20	MO S/L	4,113	102
217	TELEPHONE CABLE	7/01/94	1,079				1,079	20	MO S/L	1,053	26
218	GRATES	7/01/94	3,178				3,178	20	MO S/L	3,099	79
219	MOBILE HOME PURCHASES	7/01/95	148,812				148,812	20	MO S/L	137,656	7,440
220	MOBILE HOME SEWER	7/01/95	1,540				1,540	20	MO S/L	1,425	77
221	MOBILE HOMES FIRE HYDRANT	7/01/95	9,891				9,891	20	MO S/L	9,154	495
222	MOBILE HOME ROAD	7/01/95	5,062				5,062	20	MO S/L	4,682	253
223	STREET LIGHTS	7/01/96	1,531				1,531	20	MO S/L	1,344	77
224	IRRIGATION/SPRINKLERS	7/01/96	1,905				1,905	20	MO S/L	1,665	95
225	HANDRAILS	7/01/96	2,246				2,246	20	MO S/L	1,962	112
226	LAWN	7/01/96	1,396				1,396	20	MO S/L	1,224	70
227	TREES	7/01/96	1,826				1,826	20	MO S/L	1,595	91
228	VEGETABLE PLANT IMPROVEMENTS	7/01/97	59,035				59,035	20	MO S/L	48,707	2,951
230	PROPERTY IMPROVEMENTS	7/01/97	9,585				9,585	20	MO S/L	7,906	479
231	NEW MOBILE HOME	7/01/97	60,216				60,216	20	MO S/L	49,680	3,011
232	MOBILE HOME IMPROVEMENTS	7/01/97	11,886				11,886	20	MO S/L	9,803	594
234	MOBILE HOME PATIO & COVER	7/01/97	4,880				4,880	20	MO S/L	4,026	244
236	MOBILE HOME AND INSTALL	7/01/98	70,821				70,821	20	MO S/L	54,886	3,541
237	VEG PLANT IMPROVEMENTS	7/01/99	15,582				15,582	20	MO S/L	11,297	779
238	LOADING DOCK	7/01/99	1,779				1,779	20	MO S/L	1,290	89
239	PROPERTY IMPROVEMENTS	7/01/99	5,523				5,523	20	MO S/L	4,003	276
240	TILE-DINNING ROOM	7/01/99	640				640	10	MO S/L	640	0
241	OVERHEAD DOORS	7/01/99	4,644				4,644	20	MO S/L	3,365	232
242	DOORS	7/01/99	726				726	20	MO S/L	524	36
244	CONCRETE FRUIT PLANT	7/01/00	8,534				8,534	20	MO S/L	5,762	427
245	TRAY BUILDING	7/01/00	23,192				23,192	20	MO S/L	15,658	1,159
246	CONCRETE	7/01/00	6,146				6,146	20	MO S/L	4,147	307
247	VEG PLANT	7/01/00	2,418				2,418	20	MO S/L	1,632	121
248	STREET ADDITIONS	7/01/01	13,454				13,454	20	MO S/L	8,410	673
249	MOBILE HOME (BETTY'S)	7/01/01	37,500				37,500	20	MO S/L	23,438	1,875
251	2 12x12 OVERHEAD DOORS	7/01/02	2,066				2,066	20	MO S/L	1,187	103
252	FIRE HYDRANT	7/01/02	6,161				6,161	20	MO S/L	3,542	308
253	DUPLEX	12/16/02	135,001				135,001	40	MO S/L	25,313	3,375
254	TRIPLEX	12/31/03	128,293				128,293	40	MO S/L	33,676	3,207
255	Concrete Access Road	12/31/03	20,845				20,845	40	MO S/L	5,472	521

77-0170546

Federal Asset Report

FYE: 12/31/2014

Form 990, Page 1

Asset	Description	Date In Service	Cost	Bus %	Sec 179	Bonus	Basis for Depr	Per Conv	Meth	Prior	Current
256	WAREHOUSE	12/31/03	93,031				93,031	40	MO S/L	24,422	2,325
257	43029 Rd-Manufactured Home	12/31/04	56,331				56,331	40	MO S/L	12,674	1,408
258	Triplex addition	12/31/04	2,543				2,543	40	MO S/L	574	63
259	2005 Drilling and Materials Well	12/31/05	40,819				40,819	40	MO S/L	8,673	1,020
260	Concrete Slabs -Warehouse	12/31/05	2,450				2,450	40	MO S/L	520	61
261	Dinning Hall	6/30/05	500,000				500,000	40	MO S/L	106,250	12,500
262	Concrete Slabs-various	7/01/06	5,336				5,336	40	MO S/L	1,000	133
263	Veggie Plant -8 units channels & Z beams	7/01/06	5,857				5,857	20	MO S/L	2,196	293
264	Small Bldg by Kitchen	11/01/06	1,813				1,813	20	MO S/L	680	91
265	Kitchen Awnings	10/01/06	9,205				9,205	10	MO S/L	6,905	920
266	Veggie Plant Concrete-west side	10/22/07	33,161				33,161	40	MO S/L	5,112	829
268	LARGE FANS	7/01/01	508				508	5	MO S/L	508	0
273	WEED WACKER	7/01/01	467				467	5	MO S/L	467	0
274	10 BUNK BEDS	7/01/01	3,536				3,536	7	MO S/L	3,536	0
275	WELDER	7/01/01	1,435				1,435	7	MO S/L	1,435	0
277	CUTTER FOR LINE	7/01/01	5,389				5,389	7	MO S/L	5,389	0
278	TABLE FOR DRIED FRUIT LINE	7/01/01	3,210				3,210	7	MO S/L	3,210	0
283	JH DAY DBLE RIBBON BLENDER	7/01/01	5,375				5,375	5	MO S/L	5,375	0
284	FOOD PROCESSOR-KITCHEN	7/01/01	801				801	5	MO S/L	801	0
285	DISHWASHERS/ HOUSES	7/01/01	1,338				1,338	7	MO S/L	1,338	0
286	7 AIR COND UNITS	7/01/01	1,068				1,068	7	MO S/L	1,068	0
288	5-12 CU FT CUBE TRUCK	7/01/02	1,266				1,266	7	MO S/L	1,266	0
290	MCFA MODEL 2EC18-FORKLIFT	7/01/02	6,515				6,515	7	MO S/L	6,515	0
291	REBUILT MIXER	7/01/02	2,489				2,489	5	MO S/L	2,489	0
292	WASHING MACHINE #	7/01/02	309				309	5	MO S/L	309	0
293	CAR PORTS COVERS	7/01/02	2,320				2,320	5	MO S/L	2,320	0
295	10-WATER FILTER SYSTEMS	7/01/02	5,570				5,570	5	MO S/L	5,570	0
297	HIGH PRESSURE BLOWER-VEG	7/01/02	2,148				2,148	5	MO S/L	2,148	0
298	2-PRESSURE WASHERS	7/01/02	729				729	5	MO S/L	729	0
299	DIGITAL FLOWMETER	7/01/02	740				740	5	MO S/L	740	0
302	7.5 HP CAST IRON PUMP	7/01/02	1,352				1,352	5	MO S/L	1,352	0
303	PEACH CUTTER (PITTER)	7/01/02	15,073				15,073	5	MO S/L	15,073	0
304	BLOWER, DAYTON MODEL	7/01/02	377				377	5	MO S/L	377	0
307	1988 CASE BACKHOE	7/01/02	10,000				10,000	7	MO S/L	10,000	0
308	TRAYS	7/25/03	2,577				2,577	10	MO S/L	2,577	0
	Sold/Scrapped: 12/31/14										
309	FLOW METER	9/12/03	2,332				2,332	10	MO S/L	2,332	0
310	TRAYS	10/09/03	21,580				21,580	10	MO S/L	21,580	0
	Sold/Scrapped: 12/31/14										
311	25 GALLON WATER TANK	12/03/03	1,200				1,200	7	MO S/L	1,200	0
312	3RD CUTTER LINE	12/31/03	37,885				37,885	7	MO S/L	37,885	0
313	SOUP MIX LINE RENNOVATION	12/31/03	7,104				7,104	7	MO S/L	7,104	0
316	FREEZER-KITCHEN	12/31/03	1,959				1,959	7	MO S/L	1,959	0
320	Digital Indicator	2/28/04	4,368				4,368	5	MO S/L	4,368	0
322	Shear and Form 18 stainless steel	4/30/04	2,531				2,531	5	MO S/L	2,531	0
325	Flat Computer Screen	10/04/04	322				322	5	MO S/L	322	0
328	Veggie Plant Scrubber	12/31/04	4,423				4,423	5	MO S/L	4,423	0
329	Trays	12/31/05	36,996				36,996	10	MO S/L	31,448	3,699
330	Vaccum Cleaner	12/31/05	712				712	5	MO S/L	712	0
332	Sofa and Love Seat	12/31/05	790				790	7	MO S/L	790	0
333	25 Round Tables	6/30/05	2,753				2,753	7	MO S/L	2,753	0
334	200 Stacking Chairs	6/30/05	5,577				5,577	7	MO S/L	5,577	0
335	Table Rack	6/30/05	325				325	7	MO S/L	325	0
336	9 Drawer Dresser	5/03/06	1,634				1,634	7	MO S/L	1,634	0
337	Dell Computer	4/10/06	2,987				2,987	5	MO S/L	2,987	0
338	Cutter	7/01/06	17,674				17,674	10	MO S/L	13,256	1,767
339	Veggie Product Line Monitor	12/12/06	1,890				1,890	5	MO S/L	1,890	0
340	Trays	1/15/07	20,133				20,133	10	MO S/L	14,093	2,013
341	69 INTL TRUCK TRACTOR	1/01/88	14,000				14,000	7	MO S/L	14,000	0
342	60 GMC DUMP TRUCK	7/01/92	500				500	7	MO S/L	500	0
343	56 TRAILER	1/01/88	929				929	7	MO S/L	929	0
344	56 TRAILER	1/01/88	929				929	7	MO S/L	929	0
345	74 REFRIGERATED TRAILER	7/01/92	5,000				5,000	7	MO S/L	5,000	0
346	55 FORD TRACTOR FORKLIFT	7/01/88	1,800				1,800	7	MO S/L	1,800	0
347	5000 LB YALE FORKLIFT	7/01/90	3,686				3,686	7	MO S/L	3,686	0
348	6,000 LB CLARK FORKLIFT	7/01/90	7,500				7,500	7	MO S/L	7,500	0
349	REBUILD CLARK FORKLIFT C500Y60	7/01/93	4,212				4,212	7	MO S/L	4,212	0
350	REBUILD NEW FORKLIFT C50055	7/01/93	2,799				2,799	7	MO S/L	2,799	0
351	3,500 LB CLARK FORKLIFT	7/01/93	4,831				4,831	7	MO S/L	4,831	0
352	CLARK FORKLIFT(7/94) - MAJOR REPA	7/01/95	558				558	7	MO S/L	558	0
353	KAMASO FORKLIFT	7/01/96	6,282				6,282	7	MO S/L	6,282	0

77-0170546

Federal Asset Report

FYE: 12/31/2014

Form 990, Page 1

Asset	Description	Date In Service	Cost	Bus %	Sec 179	Bonus	Basis for Depr	Per Conv Meth	Prior	Current	
355	TRACTOR	7/01/89	1,500				1,500	7 MO S/L	1,500	0	
356	9600 FORD TRACTOR - DUAL WHEELS	7/01/92	10,000				10,000	7 MO S/L	10,000	0	
357	12 FT. FIELD LEVELER FOR TRACTOR	7/01/92	1,500				1,500	7 MO S/L	1,500	0	
360	16 FT DISK DONATED	7/01/93	1,500				1,500	7 MO S/L	1,500	0	
362	GOLF CART	7/01/98	2,018				2,018	7 MO S/L	2,018	0	
363	1000 ELECTRIC FORKLIFT	7/01/99	1,311				1,311	7 MO S/L	1,311	0	
366	2000 CHEV S-10	7/01/99	14,030				14,030	7 MO S/L	14,030	0	
367	GOLF CART	7/01/99	1,501				1,501	7 MO S/L	1,501	0	
368	DUMP CART FOR GOLF CARTS	7/01/99	332				332	7 MO S/L	332	0	
370	2 REFRIG TRUCK TRAILERS	7/01/99	3,000				3,000	7 MO S/L	3,000	0	
371	BOBCAT 863	7/01/99	11,798				11,798	7 MO S/L	11,798	0	
372	87 3/4 T GMC	7/01/00	5,600				5,600	7 MO S/L	5,600	0	
373	95 INTERNATIONAL FLATBED	7/01/01	19,851				19,851	7 MO S/L	19,851	0	
374	#5000 PNEUMATIC FORKLIFT	7/01/01	7,704				7,704	7 MO S/L	7,704	0	
376	1981 Jambore MH	7/01/03	5,000				5,000	5 MO S/L	5,000	0	
378	99 GMC Safari Cargo Van	11/21/05	8,030				8,030	5 MO S/L	8,030	0	
380	Clark Forklift- CGP25	6/07/06	9,921				9,921	7 MO S/L	9,921	0	
381	Pressurized Spray Equip	8/09/07	1,159				1,159	5 MO S/L	1,159	0	
382	Warehouse Addition 2007	12/21/07	45,880				45,880	39 MO S/L	7,058	1,177	
383	Wood Trays	5/29/07	5,535				5,535	10 MO S/L	3,644	554	
384	Wood Trays	10/19/07	11,929				11,929	10 MO S/L	7,356	1,193	
385	Vehicles - Unlicenses	12/04/07	6,500				6,500	7 MO S/L	5,649	851	
388	1995 Ford Truck	7/01/06	8,000				8,000	5 MO S/L	8,000	0	
390	12 Ft Utility Trailer	7/01/06	1,800				1,800	7 MO S/L	1,800	0	
391	Mitubishi Forklift Alta Lift	7/18/06	5,899				5,899	7 MO S/L	5,899	0	
392	Equip for Cold Storage Bldg	7/01/06	31,887				31,887	5 MO S/L	31,887	0	
393	Dell Laptop & Printer	12/31/07	1,142				1,142	5 MO S/L	1,142	0	
394	New Well	12/18/08	41,001				41,001	40 MO S/L	5,125	1,025	
397	1999 Dodge Intrepid	12/31/08	13,060				13,060	7 MO S/L	9,329	1,865	
	Sold/Scrapped: 12/31/14										
398	Administrative Office	5/01/09	83,040				83,040	40 MO S/L	9,688	2,076	
399	2000 GMC Yukon XL	6/16/09	3,000				3,000	5 MO S/L	2,700	300	
400	Farm Trailer	11/09/09	200				200	5 MO S/L	167	33	
401	3-Tier Bunk Beds, Metal	6/11/09	5,238				5,238	7 MO S/L	3,430	748	
402	3 - Tier Bunk Beds, Metal	2/24/09	3,070				3,070	7 MO S/L	2,120	438	
404	GOLF CART	7/01/97	2,000				2,000	7 MO S/L	2,000	0	
405	1997 Lexus 300	6/30/10	3,840				3,840	5 MO S/L	2,688	768	
406	2 Floor Scales	2/22/10	1,777				1,777	10 MO S/L	681	178	
407	Property Improvements	6/30/10	16,542				16,542	20 MO S/L	2,895	827	
408	Road Extension	6/30/10	26,466				26,466	40 MO S/L	2,316	661	
409	Shade Covers	6/30/10	1,470				1,470	20 MO S/L	257	74	
410	Tables Courtyard	6/30/10	3,285				3,285	10 MO S/L	1,150	328	
411	Water Tank	6/30/10	4,037				4,037	7 MO S/L	2,019	576	
412	6 Three Tier Bunk Beds	4/30/10	3,958				3,958	7 MO S/L	2,073	565	
413	CONCRETE SAW	4/04/11	600				600	10 MO S/L	165	60	
414	JACKHAMMER	4/04/11	600				600	10 MO S/L	165	60	
415	FRIGIDARE DISHWASHER	6/14/11	634				634	10 MO S/L	164	63	
416	FRIGIDARE AIR CONDITIONER	7/26/11	409				409	7 MO S/L	141	59	
417	LAND-NEW ROAD	4/01/11	5,360				5,360	0 -- Land	0	0	
418	RV SITES	11/30/11	37,906				37,906	50 MO S/L	1,516	758	
419	PLANT BATHROOM ROOF	8/15/12	11,984				11,984	20 MO S/L	849	599	
420	COMPUTER	3/29/12	497				497	5 MO S/L	174	99	
421	COMPUTER	5/15/12	313				313	5 MO S/L	104	63	
422	COMPUTER	8/01/12	861				861	5 MO S/L	244	172	
423	RV SITES-ADDITIONS	10/06/12	84,387				84,387	50 MO S/L	2,110	1,687	
424	Wood Trays	9/30/12	49,391				49,391	10 MO S/L	6,174	4,939	
425	ICE MACHINE	3/13/13	1,990				1,990	10 MO S/L	166	199	
426	SOFTWARE	10/11/13	7,995				7,995	3 MO S/L	666	2,665	
427	Ten Plex	4/01/13	550,855				550,855	50 MO S/L	8,263	11,017	
428	Septic System	11/01/13	96,199				96,199	50 MO S/L	321	1,924	
429	288 BINS	5/25/14	3,744				3,744	10 MO S/L	0	218	
431	Replace Stolen Equipment	7/01/14	6,925				6,925	10 MO S/L	0	346	
432	Pool	7/01/14	10,275				10,275	15 MO S/L	0	342	
433	Basketball Court	12/31/14	9,401				9,401	15 MO S/L	0	0	
434	Septic & Sewer	2/22/14	9,287				9,287	40 MO S/L	0	193	
435	Shed	4/04/14	4,123				4,123	15 MO S/L	0	206	
436	Sulpher Tunnels	5/31/14	6,819				6,819	20 MO S/L	0	199	
437	Well #2	12/01/14	6,019				6,019	40 MO S/L	0	13	

Federal Asset Report**Form 990, Page 1**

Asset	Description	Date In Service	Cost	Bus %	Sec 179 Bonus	Basis for Depr	Per Conv Meth	Prior	Current
	Total Other Depreciation		<u>3,986,010</u>			<u>3,986,010</u>		<u>1,745,786</u>	<u>106,640</u>
	Total ACRS and Other Depreciation		<u>3,986,010</u>			<u>3,986,010</u>		<u>1,745,786</u>	<u>106,640</u>
	Grand Totals		3,986,010			3,986,010		1,745,786	106,640
	Less: Dispositions and Transfers		37,217			37,217		33,486	1,865
	Less: Start-up/Org Expense		0			0		0	0
	Net Grand Totals		<u>3,948,793</u>			<u>3,948,793</u>		<u>1,712,300</u>	<u>104,775</u>

77-0170546

CA Asset Report

FYE: 12/31/2014

Form 990, Page 1

Asset	Description	Date In Service	Cost	Basis for Depr	CA Prior	CA Current	Federal Current	Difference Fed - CA
Other Depreciation:								
4	STAINLESS STEEL SCREW CONVEYOR	7/01/85	2,500	2,500	2,500	0	0	0
8	PROCESS LINE	7/01/93	6,218	6,218	6,218	0	0	0
10	CONVEYOR - TRAY LINE	7/01/95	11,459	11,459	11,459	0	0	0
12	BIN DUMPER FOR FORKLIFT	7/01/91	1,976	1,976	1,976	0	0	0
14	SIZER	7/01/90	9,303	9,303	9,303	0	0	0
23	WRAPPER	7/01/94	2,670	2,670	2,670	0	0	0
30	MOTORS, DOLLIES, ETC	7/01/96	1,212	1,212	1,212	0	0	0
34	CEMENT SAW	7/01/90	452	452	452	0	0	0
35	10" SAW	7/01/91	852	852	852	0	0	0
36	1-CUP UP SHAKER	7/01/83	2,000	2,000	2,000	0	0	0
37	2 DEWATERING SHAKERS	7/01/85	2,000	2,000	2,000	0	0	0
38	SURGE TANK - STAINLESS STEEL	7/01/85	3,000	3,000	3,000	0	0	0
41	1-CUTTERS (\$20,000 EACH)-1 2004	7/01/83	20,000	20,000	20,000	0	0	0
43	STAINLESS STEEL 36" FIBERGLASS H	7/01/85	3,600	3,600	3,600	0	0	0
55	WASHER	7/01/93	2,145	2,145	2,145	0	0	0
56	FURNITURE	7/01/89	705	705	705	0	0	0
57	FURNITURE	7/01/91	1,647	1,647	1,647	0	0	0
58	FURNITURE	7/01/92	345	345	345	0	0	0
59	FURNITURE	7/01/93	310	310	310	0	0	0
60	DIVAN & 2 CHAIRS	7/01/92	300	300	300	0	0	0
61	ALUMINUM 4 PICNIC TABLE & SEATS	7/01/93	751	751	751	0	0	0
62	TABLE & CHAIRS	7/01/94	351	351	351	0	0	0
63	METAL CHAIRS	7/01/95	388	388	388	0	0	0
65	FILE CABINETS	7/01/94	356	356	356	0	0	0
67	OFFICE CABINETS	7/01/96	2,000	2,000	2,000	0	0	0
68	KITCHEN EQUIPMENT	7/01/94	2,000	2,000	2,000	0	0	0
70	VEGETABLE PLANT EQUIPMENT	7/01/97	7,003	7,003	7,003	0	0	0
71	FURNITURE-MOBILE HOME	7/01/97	1,958	1,958	1,958	0	0	0
72	CHAIRS-DTS CLASSES	7/01/97	746	746	746	0	0	0
73	40 FT CONTAINER	7/01/97	500	500	500	0	0	0
75	WASHER & DRYER - MOBILE HOME	7/01/97	350	350	350	0	0	0
76	SIZZOR LIFT	7/01/97	4,500	4,500	4,500	0	0	0
78	TABLES	7/01/97	310	310	310	0	0	0
80	2-QUEEN MATTRESS/BOX SETS	7/01/97	1,000	1,000	1,000	0	0	0
81	8-SINGLE MATTRESS/BOX SETS	7/01/97	2,000	2,000	2,000	0	0	0
83	13-NEW DRESSERS W/5 DRAWERS	7/01/97	4,000	4,000	4,000	0	0	0
84	5-NEW NIGHT STANDS W/2 DRAWERS	7/01/97	1,000	1,000	1,000	0	0	0
85	VEG PLANT EQUIP	7/01/98	4,946	4,946	4,946	0	0	0
90	MATTRESSES	7/01/98	957	957	957	0	0	0
94	GENERATOR AND INSTALLATION	7/01/98	26,955	26,955	26,955	0	0	0
96	WATER PURIFIER	7/01/98	893	893	893	0	0	0
99	ELECTRIC MOTORS AND SWITCH	7/07/99	2,873	2,873	2,873	0	0	0
101	MOBILE HOME FURNISHINGS	7/07/99	433	433	433	0	0	0
105	AIR COND 3 AND 4	7/07/99	8,000	8,000	8,000	0	0	0
109	MATTRESSES	7/07/99	3,930	3,930	3,930	0	0	0
110	ALTA 4HP SUMP PUMP	7/07/99	3,747	3,747	3,747	0	0	0
114	LARGE REVERSE OSMOSIS-DON	7/07/99	500	500	500	0	0	0
119	CARPET	7/07/00	1,405	1,405	1,405	0	0	0
121	CONVEYOR	7/07/00	4,221	4,221	4,221	0	0	0
122	CONVEYOR	7/07/00	2,205	2,205	2,205	0	0	0
124	CONVEYER	7/07/00	3,710	3,710	3,710	0	0	0
125	SPLITTER OR CUTTERS	7/07/00	10,347	10,347	10,347	0	0	0
126	2 TOOL SHEDS	7/07/00	2,209	2,209	2,209	0	0	0
128	CONVEYER	7/07/00	2,086	2,086	2,086	0	0	0
129	REFIGERATOR	7/07/00	590	590	590	0	0	0
133	KITCHEN STOVE (IMPERIAL)	7/07/00	3,609	3,609	3,609	0	0	0
134	8 UNIT BUILDING	7/01/89	42,161	42,161	42,161	0	0	0
135	8 UNIT BUILDING	7/01/90	864	864	864	0	0	0
136	8 UNIT IMPROVEMENTS	7/01/91	1,161	1,161	1,161	0	0	0
137	PROPERTY	1/01/87	130,000	130,000	0	0	0	0
138	Access Cement Road	2/10/04	177	177	0	0	0	0
139	LAND	11/19/91	81,750	81,750	0	0	0	0
140	8 UNIT IMPROVEMENTS	7/01/93	290	290	290	0	0	0
141	ALL PURPOSE ROOM	7/01/92	15,359	15,359	15,359	0	0	0
142	ALL PURPOSE ROOM	7/01/93	921	921	921	0	0	0
143	ALUMINUM SIDING	12/01/89	4,000	4,000	4,000	0	0	0
144	ALUMINUM SIDING	7/01/90	2,000	2,000	2,000	0	0	0
147	CONCRETE, LANDSCAPE, FENCE	7/01/90	21,903	21,903	21,903	0	0	0

77-0170546

CA Asset Report

FYE: 12/31/2014

Form 990, Page 1

Asset	Description	Date In Service	Cost	Basis for Depr	CA Prior	CA Current	Federal Current	Difference Fed - CA
148	CONCRETE	7/01/91	5,439	5,439	5,439	0	0	0
149	CONCRETE	7/01/92	14,993	14,993	14,993	0	0	0
150	CONCRETE	7/01/93	582	582	582	0	0	0
151	CONCRETE	7/01/94	14,295	14,295	13,938	357	354	-3
159	POOL	7/01/91	29,826	29,826	29,826	0	0	0
162	SHOP	7/01/90	10,838	10,838	10,838	0	0	0
163	SHOP	7/01/91	2,546	2,546	2,546	0	0	0
164	SHOWERS	7/01/89	28,551	28,551	28,551	0	0	0
165	SHOWERS	7/01/90	17,492	17,492	17,492	0	0	0
166	SHOWERS	7/01/91	3,101	3,101	3,101	0	0	0
170	SULPHUR HOUSE	7/01/94	611	611	601	10	10	0
171	SULPHUR HOUSE-FUME SCRUBBER &	7/01/94	13,500	13,500	13,163	337	337	0
172	VEGETABLE PLANT	7/01/92	2,039	2,039	2,039	0	0	0
173	VEGETABLE PLANT	7/01/93	1,099	1,099	1,099	0	0	0
174	VACAVILLE BLDG	7/01/90	4,176	4,176	4,176	0	0	0
175	VEGETABLE PLANT	7/01/96	747	747	653	37	37	0
176	Sultana-Vegetable Plant Bldg	7/01/98	29,424	29,424	22,803	1,472	1,471	-1
183	LUMBER, DOORS, ETC	11/01/89	2,500	2,500	2,500	0	0	0
184	22 CLOSET ORGANIZERS	11/01/89	3,000	3,000	3,000	0	0	0
187	OFFICE IMPROVEMENTS	7/01/91	7,587	7,587	7,587	0	0	0
190	IMPROVEMENTS	7/01/92	9,275	9,275	9,275	0	0	0
195	86 FT. STEEL PALLET RACKING	7/01/93	1,180	1,180	1,180	0	0	0
200	CANVAS	7/01/94	675	675	658	17	14	-3
201	PROPERTY IMPROVEMENTS	7/01/95	4,163	4,163	3,851	208	208	0
202	CONCRETE	7/01/95	5,489	5,489	5,077	274	274	0
204	IRRIGATION	7/01/95	352	352	326	18	17	-1
205	STORAGE CONTAINER	7/01/95	4,903	4,903	4,535	245	245	0
206	HEAT PUMP	7/01/95	489	489	452	24	24	0
207	CONCRETE	7/01/96	12,657	12,657	11,075	633	633	0
208	POND - CONCRETE	7/01/96	4,708	4,708	4,119	235	236	1
209	POND	7/01/96	9,787	9,787	8,563	489	489	0
210	POND - FENCE	7/01/96	2,400	2,400	2,100	120	120	0
211	PROPERTY	7/01/96	4,684	4,684	4,099	234	235	1
212	FENCE	7/01/96	1,697	1,697	1,485	85	85	0
214	PROPERTY IMPROVEMENTS	7/01/98	18,060	18,060	13,997	903	903	0
215	SEPTIC SYSTEM	7/01/94	19,204	19,204	18,724	480	483	3
216	PIPING	7/01/94	4,215	4,215	4,110	105	102	-3
217	TELEPHONE CABLE	7/01/94	1,079	1,079	1,052	27	26	-1
218	GRATES	7/01/94	3,178	3,178	3,098	80	79	-1
219	MOBILE HOME PURCHASES	7/01/95	148,812	148,812	137,651	7,441	7,440	-1
220	MOBILE HOME SEWER	7/01/95	1,540	1,540	1,425	77	77	0
221	MOBILE HOMES FIRE HYDRANT	7/01/95	9,891	9,891	9,150	495	495	0
222	MOBILE HOME ROAD	7/01/95	5,062	5,062	4,682	254	253	-1
223	STREET LIGHTS	7/01/96	1,531	1,531	1,340	77	77	0
224	IRRIGATION/SPRINKLERS	7/01/96	1,905	1,905	1,667	95	95	0
225	HANDRAILS	7/01/96	2,246	2,246	1,965	112	112	0
226	LAWN	7/01/96	1,396	1,396	1,222	70	70	0
227	TREES	7/01/96	1,826	1,826	1,597	92	91	-1
228	VEGETABLE PLANT IMPROVEMENTS	7/01/97	59,035	59,035	48,704	2,952	2,951	-1
230	PROPERTY IMPROVEMENTS	7/01/97	9,585	9,585	7,908	479	479	0
231	NEW MOBILE HOME	7/01/97	60,216	60,216	49,678	3,011	3,011	0
232	MOBILE HOME IMPROVEMENTS	7/01/97	11,886	11,886	9,806	594	594	0
234	MOBILE HOME PATIO & COVER	7/01/97	4,880	4,880	4,026	244	244	0
236	MOBILE HOME AND INSTALL	7/01/98	70,821	70,821	54,886	3,541	3,541	0
237	VEG PLANT IMPROVEMENTS	7/01/99	15,582	15,582	11,297	779	779	0
238	LOADING DOCK	7/01/99	1,779	1,779	1,290	89	89	0
239	PROPERTY IMPROVEMENTS	7/01/99	5,523	5,523	4,004	276	276	0
240	TILE-DINNING ROOM	7/01/99	640	640	640	0	0	0
241	OVERHEAD DOORS	7/01/99	4,644	4,644	3,367	232	232	0
242	DOORS	7/01/99	726	726	526	36	36	0
244	CONCRETE FRUIT PLANT	7/01/00	8,534	8,534	5,761	426	427	1
245	TRAY BUILDING	7/01/00	23,192	23,192	15,655	1,160	1,159	-1
246	CONCRETE	7/01/00	6,146	6,146	4,148	308	307	-1
247	VEG PLANT	7/01/00	2,418	2,418	1,632	121	121	0
248	STREET ADDITIONS	7/01/01	13,454	13,454	8,409	673	673	0
249	MOBILE HOME (BETTY'S)	7/01/01	37,500	37,500	23,438	1,875	1,875	0
251	2 12x12 OVERHEAD DOORS	7/01/02	2,066	2,066	1,188	103	103	0
252	FIRE HYDRANT	7/01/02	6,161	6,161	3,543	308	308	0
253	DUPLEX	12/16/02	135,001	135,001	37,125	3,375	3,375	0
254	TRIPLEX	12/31/03	128,293	128,293	32,073	3,207	3,207	0
255	Concrete Access Road	12/31/03	20,845	20,845	5,211	521	521	0

77-0170546

CA Asset Report

FYE: 12/31/2014

Form 990, Page 1

Asset	Description	Date In Service	Cost	Basis for Depr	CA Prior	CA Current	Federal Current	Difference Fed - CA
256	WAREHOUSE	12/31/03	93,031	93,031	23,258	2,326	2,325	-1
257	43029 Rd-Manufactured Home	12/31/04	56,331	56,331	12,674	1,409	1,408	-1
258	Triplex addition	12/31/04	2,543	2,543	573	63	63	0
259	2005 Drilling and Materials Well	12/31/05	40,819	40,819	8,163	1,021	1,020	-1
260	Concrete Slabs -Warehouse	12/31/05	2,450	2,450	490	61	61	0
261	Dinning Hall	6/30/05	500,000	500,000	106,250	12,500	12,500	0
262	Concrete Slabs-various	7/01/06	5,336	5,336	1,000	134	133	-1
263	Veggie Plant -8 units channels & Z beams	7/01/06	5,857	5,857	2,196	293	293	0
264	Small Bldg by Kitchen	11/01/06	1,813	1,813	650	91	91	0
265	Kitchen Awnings	10/01/06	9,205	9,205	6,674	921	920	-1
266	Veggie Plant Concrete-west side	10/22/07	33,161	33,161	5,112	829	829	0
268	LARGE FANS	7/01/01	508	508	508	0	0	0
273	WEED WACKER	7/01/01	467	467	467	0	0	0
274	10 BUNK BEDS	7/01/01	3,536	3,536	3,536	0	0	0
275	WELDER	7/01/01	1,435	1,435	1,435	0	0	0
277	CUTTER FOR LINE	7/01/01	5,389	5,389	5,389	0	0	0
278	TABLE FOR DRIED FRUIT LINE	7/01/01	3,210	3,210	3,210	0	0	0
283	JH DAY DBLE RIBBON BLENDER	7/01/01	5,375	5,375	5,375	0	0	0
284	FOOD PROCESSOR-KITCHEN	7/01/01	801	801	801	0	0	0
285	DISHWASHERS/ HOUSES	7/01/01	1,338	1,338	1,338	0	0	0
286	7 AIR COND UNITS	7/01/01	1,068	1,068	1,068	0	0	0
288	5-12 CU FT CUBE TRUCK	7/01/02	1,266	1,266	1,266	0	0	0
290	MCFA MODEL 2EC18-FORKLIFT	7/01/02	6,515	6,515	6,515	0	0	0
291	REBUILT MIXER	7/01/02	2,489	2,489	2,489	0	0	0
292	WASHING MACHINE #	7/01/02	309	309	309	0	0	0
293	CAR PORTS COVERS	7/01/02	2,320	2,320	2,320	0	0	0
295	10-WATER FILTER SYSTEMS	7/01/02	5,570	5,570	5,570	0	0	0
297	HIGH PRESSURE BLOWER-VEG	7/01/02	2,148	2,148	2,148	0	0	0
298	2-PRESSURE WASHERS	7/01/02	729	729	729	0	0	0
299	DIGITAL FLOWMETER	7/01/02	740	740	740	0	0	0
302	7.5 HP CAST IRON PUMP	7/01/02	1,352	1,352	1,352	0	0	0
303	PEACH CUTTER (PITTER)	7/01/02	15,073	15,073	15,073	0	0	0
304	BLOWER, DAYTON MODEL	7/01/02	377	377	377	0	0	0
307	1988 CASE BACKHOE	7/01/02	10,000	10,000	10,000	0	0	0
308	TRAYS	7/25/03	2,577	2,577	2,577	0	0	0
	Sold/Scrapped: 12/31/14							
309	FLOW METER	9/12/03	2,332	2,332	2,332	0	0	0
310	TRAYS	10/09/03	21,580	21,580	21,580	0	0	0
	Sold/Scrapped: 12/31/14							
311	25 GALLON WATER TANK	12/03/03	1,200	1,200	1,200	0	0	0
312	3RD CUTTER LINE	12/31/03	37,885	37,885	37,885	0	0	0
313	SOUP MIX LINE RENNOVATION	12/31/03	7,104	7,104	7,104	0	0	0
316	FREEZER-KITCHEN	12/31/03	1,959	1,959	1,959	0	0	0
320	Digital Indicator	2/28/04	4,368	4,368	4,368	0	0	0
322	Shear and Form 18 stainless steel	4/30/04	2,531	2,531	2,531	0	0	0
325	Flat Computer Screen	10/04/04	322	322	322	0	0	0
328	Veggie Plant Scrubber	12/31/04	4,423	4,423	4,423	0	0	0
329	Trays	12/31/05	36,996	36,996	29,597	3,700	3,699	-1
330	Vaccum Cleaner	12/31/05	712	712	712	0	0	0
332	Sofa and Love Seat	12/31/05	790	790	790	0	0	0
333	25 Round Tables	6/30/05	2,753	2,753	2,753	0	0	0
334	200 Stacking Chairs	6/30/05	5,577	5,577	5,577	0	0	0
335	Table Rack	6/30/05	325	325	325	0	0	0
336	9 Drawer Dresser	5/03/06	1,634	1,634	1,634	0	0	0
337	Dell Computer	4/10/06	2,987	2,987	2,987	0	0	0
338	Cutter	7/01/06	17,674	17,674	13,255	1,768	1,767	-1
339	Veggie Product Line Monitor	12/12/06	1,890	1,890	1,890	0	0	0
340	Trays	1/15/07	20,133	20,133	14,093	2,013	2,013	0
341	69 INTL TRUCK TRACTOR	1/01/88	14,000	14,000	14,000	0	0	0
342	60 GMC DUMP TRUCK	7/01/92	500	500	500	0	0	0
343	56 TRAILER	1/01/88	929	929	929	0	0	0
344	56 TRAILER	1/01/88	929	929	929	0	0	0
345	74 REFRIGERATED TRAILER	7/01/92	5,000	5,000	5,000	0	0	0
346	55 FORD TRACTOR FORKLIFT	7/01/88	1,800	1,800	1,800	0	0	0
347	5000 LB YALE FORKLIFT	7/01/90	3,686	3,686	3,686	0	0	0
348	6,000 LB CLARK FORKLIFT	7/01/90	7,500	7,500	7,500	0	0	0
349	REBUILD CLARK FORKLIFT C500Y60	7/01/93	4,212	4,212	4,212	0	0	0
350	REBUILD NEW FORKLIFT C50055	7/01/93	2,799	2,799	2,799	0	0	0
351	3,500 LB CLARK FORKLIFT	7/01/93	4,831	4,831	4,831	0	0	0
352	CLARK FORKLIFT(7/94) - MAJOR REPA	7/01/95	558	558	558	0	0	0
353	KAMASO FORKLIFT	7/01/96	6,282	6,282	6,282	0	0	0

77-0170546

CA Asset Report

FYE: 12/31/2014

Form 990, Page 1

Asset	Description	Date In Service	Cost	Basis for Depr	CA Prior	CA Current	Federal Current	Difference Fed - CA
355	TRACTOR	7/01/89	1,500	1,500	1,500	0	0	0
356	9600 FORD TRACTOR - DUAL WHEELS	7/01/92	10,000	10,000	10,000	0	0	0
357	12 FT. FIELD LEVELER FOR TRACTOR	7/01/92	1,500	1,500	1,500	0	0	0
360	16 FT DISK DONATED	7/01/93	1,500	1,500	1,500	0	0	0
362	GOLF CART	7/01/98	2,018	2,018	2,018	0	0	0
363	1000 ELECTRIC FORKLIFT	7/01/99	1,311	1,311	1,311	0	0	0
366	2000 CHEV S-10	7/01/99	14,030	14,030	14,030	0	0	0
367	GOLF CART	7/01/99	1,501	1,501	1,501	0	0	0
368	DUMP CART FOR GOLF CARTS	7/01/99	332	332	332	0	0	0
370	2 REFRIG TRUCK TRAILERS	7/01/99	3,000	3,000	3,000	0	0	0
371	BOBCAT 863	7/01/99	11,798	11,798	11,798	0	0	0
372	87 3/4 T GMC	7/01/00	5,600	5,600	5,600	0	0	0
373	95 INTERNATIONAL FLATBED	7/01/01	19,851	19,851	19,851	0	0	0
374	#5000 PNEUMATIC FORKLIFT	7/01/01	7,704	7,704	7,704	0	0	0
376	1981 Jambore MH	7/01/03	5,000	5,000	5,000	0	0	0
378	99 GMC Safari Cargo Van	11/21/05	8,030	8,030	8,030	0	0	0
380	Clark Forklift- CGP25	6/07/06	9,921	9,921	9,921	0	0	0
381	Pressurized Spray Equip	8/09/07	1,159	1,159	1,159	0	0	0
382	Warehouse Addition 2007	12/21/07	45,880	45,880	7,058	1,177	1,177	0
383	Wood Trays	5/29/07	5,535	5,535	3,644	554	554	0
384	Wood Trays	10/19/07	11,929	11,929	7,356	1,193	1,193	0
385	Vehicles - Unlicenses	12/04/07	6,500	6,500	5,649	851	851	0
388	1995 Ford Truck	7/01/06	8,000	8,000	8,000	0	0	0
390	12 Ft Utility Trailer	7/01/06	1,800	1,800	1,800	0	0	0
391	Mitubishi Forklift Alta Lift	7/18/06	5,899	5,899	5,899	0	0	0
392	Equip for Cold Storage Bldg	7/01/06	31,887	31,887	31,887	0	0	0
393	Dell Laptop & Printer	12/31/07	1,142	1,142	1,142	0	0	0
394	New Well	12/18/08	41,001	41,001	5,125	1,025	1,025	0
397	1999 Dodge Intrepid	12/31/08	13,060	13,060	9,329	1,865	1,865	0
	Sold/Scrapped: 12/31/14							
398	Administrative Office	5/01/09	83,040	83,040	9,688	2,076	2,076	0
399	2000 GMC Yukon XL	6/16/09	3,000	3,000	2,700	300	300	0
400	Farm Trailer	11/09/09	200	200	167	33	33	0
401	3-Tier Bunk Beds, Metal	6/11/09	5,238	5,238	3,430	748	748	0
402	3 - Tier Bunk Beds, Metal	2/24/09	3,070	3,070	2,120	438	438	0
404	GOLF CART	7/01/97	2,000	2,000	2,000	0	0	0
405	1997 Lexus 300	6/30/10	3,840	3,840	2,688	768	768	0
406	2 Floor Scales	2/22/10	1,777	1,777	681	178	178	0
407	Property Improvements	6/30/10	16,542	16,542	2,895	827	827	0
408	Road Extension	6/30/10	26,466	26,466	2,316	661	661	0
409	Shade Covers	6/30/10	1,470	1,470	257	74	74	0
410	Tables Courtyard	6/30/10	3,285	3,285	1,150	328	328	0
411	Water Tank	6/30/10	4,037	4,037	2,019	576	576	0
412	6 Three Tier Bunk Beds	4/30/10	3,958	3,958	2,073	565	565	0
413	CONCRETE SAW	4/04/11	600	600	165	60	60	0
414	JACKHAMMER	4/04/11	600	600	165	60	60	0
415	FRIGIDARE DISHWASHER	6/14/11	634	634	164	63	63	0
416	FRIGIDARE AIR CONDITIONER	7/26/11	409	409	141	59	59	0
417	LAND-NEW ROAD	4/01/11	5,360	5,360	0	0	0	0
418	RV SITES	11/30/11	37,906	37,906	1,516	758	758	0
419	PLANT BATHROOM ROOF	8/15/12	11,984	11,984	849	599	599	0
420	COMPUTER	3/29/12	497	497	174	99	99	0
421	COMPUTER	5/15/12	313	313	104	63	63	0
422	COMPUTER	8/01/12	861	861	244	172	172	0
423	RV SITES-ADDITIONS	10/06/12	84,387	84,387	2,110	1,687	1,687	0
424	Wood Trays	9/30/12	49,391	49,391	6,174	4,939	4,939	0
425	ICE MACHINE	3/13/13	1,990	1,990	166	199	199	0
426	SOFTWARE	10/11/13	7,995	7,995	666	2,665	2,665	0
427	Ten Plex	4/01/13	550,855	550,855	8,263	11,017	11,017	0
428	Septic System	11/01/13	96,199	96,199	321	1,924	1,924	0
429	288 BINS	5/25/14	3,744	3,744	0	218	218	0
431	Replace Stolen Equipment	7/01/14	6,925	6,925	0	346	346	0
432	Pool	7/01/14	10,275	10,275	0	342	342	0
433	Basketball Court	12/31/14	9,401	9,401	0	0	0	0
434	Septic & Sewer	2/22/14	9,287	9,287	0	193	193	0
435	Shed	4/04/14	4,123	4,123	0	206	206	0
436	Sulpher Tunnels	5/31/14	6,819	6,819	0	199	199	0
437	Well #2	12/01/14	6,019	6,019	0	13	13	0

77-0170546

CA Asset Report

FYE: 12/31/2014

Form 990, Page 1

Asset	Description	Date In Service	Cost	Basis for Depr	CA Prior	CA Current	Federal Current	Difference Fed - CA
	Total Other Depreciation		<u>3,986,010</u>	<u>3,986,010</u>	<u>1,751,924</u>	<u>106,660</u>	<u>106,640</u>	<u>-20</u>
	Total ACRS and Other Depreciation		<u>3,986,010</u>	<u>3,986,010</u>	<u>1,751,924</u>	<u>106,660</u>	<u>106,640</u>	<u>-20</u>
	Grand Totals		3,986,010	3,986,010	1,751,924	106,660	106,640	-20
	Less: Dispositions		37,217	37,217	33,486	1,865	1,865	0
	Less: Start-up/Org Expense		0	0	0	0	0	0
	Net Grand Totals		<u>3,948,793</u>	<u>3,948,793</u>	<u>1,718,438</u>	<u>104,795</u>	<u>104,775</u>	<u>-20</u>

77-0170546

AMT Asset Report

FYE: 12/31/2014

Form 990, Page 1

Asset	Description	Date In Service	Cost	Bus %	Sec 179	Bonus	Basis for Depr	Per Conv	Meth	Prior	Current
Other Depreciation:											
4	STAINLESS STEEL SCREW CONVEYOR	7/01/85	0				0	0	HY	0	0
8	PROCESS LINE	7/01/93	0				0	0	HY	0	0
10	CONVEYOR - TRAY LINE	7/01/95	0				0	0	HY	0	0
12	BIN DUMPER FOR FORKLIFT	7/01/91	0				0	0	HY	0	0
14	SIZER	7/01/90	0				0	0	HY	0	0
23	WRAPPER	7/01/94	0				0	0	HY	0	0
30	MOTORS, DOLLIES, ETC	7/01/96	0				0	0	HY	0	0
34	CEMENT SAW	7/01/90	0				0	0	HY	0	0
35	10" SAW	7/01/91	0				0	0	HY	0	0
36	1-CUP UP SHAKER	7/01/83	0				0	0	HY	0	0
37	2 DEWATERING SHAKERS	7/01/85	0				0	0	HY	0	0
38	SURGE TANK - STAINLESS STEEL	7/01/85	0				0	0	HY	0	0
41	1-CUTTERS (\$20,000 EACH)-1 2004	7/01/83	0				0	0	HY	0	0
43	STAINLESS STEEL 36" FIBERGLASS H	7/01/85	0				0	0	HY	0	0
55	WASHER	7/01/93	0				0	0	HY	0	0
56	FURNITURE	7/01/89	0				0	0	HY	0	0
57	FURNITURE	7/01/91	0				0	0	HY	0	0
58	FURNITURE	7/01/92	0				0	0	HY	0	0
59	FURNITURE	7/01/93	0				0	0	HY	0	0
60	DIVAN & 2 CHAIRS	7/01/92	0				0	0	HY	0	0
61	ALUMINUM 4 PICNIC TABLE & SEATS	7/01/93	0				0	0	HY	0	0
62	TABLE & CHAIRS	7/01/94	0				0	0	HY	0	0
63	METAL CHAIRS	7/01/95	0				0	0	HY	0	0
65	FILE CABINETS	7/01/94	0				0	0	HY	0	0
67	OFFICE CABINETS	7/01/96	0				0	0	HY	0	0
68	KITCHEN EQUIPMENT	7/01/94	0				0	0	HY	0	0
70	VEGETABLE PLANT EQUIPMENT	7/01/97	0				0	0	HY	0	0
71	FURNITURE-MOBILE HOME	7/01/97	0				0	0	HY	0	0
72	CHAIRS-DTS CLASSES	7/01/97	0				0	0	HY	0	0
73	40 FT CONTAINER	7/01/97	0				0	0	HY	0	0
75	WASHER & DRYER - MOBILE HOME	7/01/97	0				0	0	HY	0	0
76	SIZZOR LIFT	7/01/97	0				0	0	HY	0	0
78	TABLES	7/01/97	0				0	0	HY	0	0
80	2-QUEEN MATTRESS/BOX SETS	7/01/97	0				0	0	HY	0	0
81	8-SINGLE MATTRESS/BOX SETS	7/01/97	0				0	0	HY	0	0
83	13-NEW DRESSERS W/5 DRAWERS	7/01/97	0				0	0	HY	0	0
84	5-NEW NIGHT STANDS W/2 DRAWERS	7/01/97	0				0	0	HY	0	0
85	VEG PLANT EQUIP	7/01/98	0				0	0	HY	0	0
90	MATTRESSES	7/01/98	0				0	0	HY	0	0
94	GENERATOR AND INSTALLATION	7/01/98	0				0	0	HY	0	0
96	WATER PURIFIER	7/01/98	0				0	0	HY	0	0
99	ELECTRIC MOTORS AND SWITCH	7/07/99	0				0	0	HY	0	0
101	MOBILE HOME FURNISHINGS	7/07/99	0				0	0	HY	0	0
105	AIR COND 3 AND 4	7/07/99	0				0	0	HY	0	0
109	MATTRESSES	7/07/99	0				0	0	HY	0	0
110	ALTA 4HP SUMP PUMP	7/07/99	0				0	0	HY	0	0
114	LARGE REVERSE OSMOSIS-DON	7/07/99	0				0	0	HY	0	0
119	CARPET	7/07/00	0				0	0	HY	0	0
121	CONVEYOR	7/07/00	0				0	0	HY	0	0
122	CONVEYOR	7/07/00	0				0	0	HY	0	0
124	CONVEYER	7/07/00	0				0	0	HY	0	0
125	SPLITTER OR CUTTERS	7/07/00	0				0	0	HY	0	0
126	2 TOOL SHEDS	7/07/00	0				0	0	HY	0	0
128	CONVEYER	7/07/00	0				0	0	HY	0	0
129	REFIGERATOR	7/07/00	0				0	0	HY	0	0
133	KITCHEN STOVE (IMPERIAL)	7/07/00	0				0	0	HY	0	0
134	8 UNIT BUILDING	7/01/89	0				0	0	HY	0	0
135	8 UNIT BUILDING	7/01/90	0				0	0	HY	0	0
136	8 UNIT IMPROVEMENTS	7/01/91	0				0	0	HY	0	0
137	PROPERTY	1/01/87	130,000				130,000	0	-- Land	0	0
138	Access Cement Road	2/10/04	177				177	0	-- Land	0	0
139	LAND	11/19/91	81,750				81,750	0	-- Land	0	0
140	8 UNIT IMPROVEMENTS	7/01/93	0				0	0	HY	0	0
141	ALL PURPOSE ROOM	7/01/92	0				0	0	HY	0	0
142	ALL PURPOSE ROOM	7/01/93	0				0	0	HY	0	0
143	ALUMINUM SIDING	12/01/89	0				0	0	HY	0	0
144	ALUMINUM SIDING	7/01/90	0				0	0	HY	0	0
147	CONCRETE, LANDSCAPE, FENCE	7/01/90	0				0	0	HY	0	0

77-0170546

AMT Asset Report

FYE: 12/31/2014

Form 990, Page 1

Asset	Description	Date In Service	Cost	Bus %	Sec 179	Bonus	Basis for Depr	Per Conv	Meth	Prior	Current
148	CONCRETE	7/01/91	0				0	0	HY	0	0
149	CONCRETE	7/01/92	0				0	0	HY	0	0
150	CONCRETE	7/01/93	0				0	0	HY	0	0
151	CONCRETE	7/01/94	0				0	0	HY	0	0
159	POOL	7/01/91	0				0	0	HY	0	0
162	SHOP	7/01/90	0				0	0	HY	0	0
163	SHOP	7/01/91	0				0	0	HY	0	0
164	SHOWERS	7/01/89	0				0	0	HY	0	0
165	SHOWERS	7/01/90	0				0	0	HY	0	0
166	SHOWERS	7/01/91	0				0	0	HY	0	0
170	SULPHUR HOUSE	7/01/94	0				0	0	HY	0	0
171	SULPHUR HOUSE-FUME SCRUBBER &	7/01/94	0				0	0	HY	0	0
172	VEGETABLE PLANT	7/01/92	0				0	0	HY	0	0
173	VEGETABLE PLANT	7/01/93	0				0	0	HY	0	0
174	VACAVILLE BLDG	7/01/90	0				0	0	HY	0	0
175	VEGETABLE PLANT	7/01/96	0				0	0	HY	0	0
176	Sultana-Vegetable Plant Bldg	7/01/98	0				0	0	HY	0	0
183	LUMBER, DOORS, ETC	11/01/89	0				0	0	HY	0	0
184	22 CLOSET ORGANIZERS	11/01/89	0				0	0	HY	0	0
187	OFFICE IMPROVEMENTS	7/01/91	0				0	0	HY	0	0
190	IMPROVEMENTS	7/01/92	0				0	0	HY	0	0
195	86 FT. STEEL PALLET RACKING	7/01/93	0				0	0	HY	0	0
200	CANVAS	7/01/94	0				0	0	HY	0	0
201	PROPERTY IMPROVEMENTS	7/01/95	0				0	0	HY	0	0
202	CONCRETE	7/01/95	0				0	0	HY	0	0
204	IRRIGATION	7/01/95	0				0	0	HY	0	0
205	STORAGE CONTAINER	7/01/95	0				0	0	HY	0	0
206	HEAT PUMP	7/01/95	0				0	0	HY	0	0
207	CONCRETE	7/01/96	0				0	0	HY	0	0
208	POND - CONCRETE	7/01/96	0				0	0	HY	0	0
209	POND	7/01/96	0				0	0	HY	0	0
210	POND - FENCE	7/01/96	0				0	0	HY	0	0
211	PROPERTY	7/01/96	0				0	0	HY	0	0
212	FENCE	7/01/96	0				0	0	HY	0	0
214	PROPERTY IMPROVEMENTS	7/01/98	0				0	0	HY	0	0
215	SEPTIC SYSTEM	7/01/94	0				0	0	HY	0	0
216	PIPING	7/01/94	0				0	0	HY	0	0
217	TELEPHONE CABLE	7/01/94	0				0	0	HY	0	0
218	GRATES	7/01/94	0				0	0	HY	0	0
219	MOBILE HOME PURCHASES	7/01/95	0				0	0	HY	0	0
220	MOBILE HOME SEWER	7/01/95	0				0	0	HY	0	0
221	MOBILE HOMES FIRE HYDRANT	7/01/95	0				0	0	HY	0	0
222	MOBILE HOME ROAD	7/01/95	0				0	0	HY	0	0
223	STREET LIGHTS	7/01/96	0				0	0	HY	0	0
224	IRRIGATION/SPRINKLERS	7/01/96	0				0	0	HY	0	0
225	HANDRAILS	7/01/96	0				0	0	HY	0	0
226	LAWN	7/01/96	0				0	0	HY	0	0
227	TREES	7/01/96	0				0	0	HY	0	0
228	VEGETABLE PLANT IMPROVEMENTS	7/01/97	0				0	0	HY	0	0
230	PROPERTY IMPROVEMENTS	7/01/97	0				0	0	HY	0	0
231	NEW MOBILE HOME	7/01/97	0				0	0	HY	0	0
232	MOBILE HOME IMPROVEMENTS	7/01/97	0				0	0	HY	0	0
234	MOBILE HOME PATIO & COVER	7/01/97	0				0	0	HY	0	0
236	MOBILE HOME AND INSTALL	7/01/98	0				0	0	HY	0	0
237	VEG PLANT IMPROVEMENTS	7/01/99	0				0	0	HY	0	0
238	LOADING DOCK	7/01/99	0				0	0	HY	0	0
239	PROPERTY IMPROVEMENTS	7/01/99	0				0	0	HY	0	0
240	TILE-DINNING ROOM	7/01/99	0				0	0	HY	0	0
241	OVERHEAD DOORS	7/01/99	0				0	0	HY	0	0
242	DOORS	7/01/99	0				0	0	HY	0	0
244	CONCRETE FRUIT PLANT	7/01/00	0				0	0	HY	0	0
245	TRAY BUILDING	7/01/00	0				0	0	HY	0	0
246	CONCRETE	7/01/00	0				0	0	HY	0	0
247	VEG PLANT	7/01/00	0				0	0	HY	0	0
248	STREET ADDITIONS	7/01/01	0				0	0	HY	0	0
249	MOBILE HOME (BETTY'S)	7/01/01	0				0	0	HY	0	0
251	2 12x12 OVERHEAD DOORS	7/01/02	0				0	0	HY	0	0
252	FIRE HYDRANT	7/01/02	0				0	0	HY	0	0
253	DUPLEX	12/16/02	0				0	0	HY	0	0
254	TRIPLEX	12/31/03	0				0	0	HY	0	0
255	Concrete Access Road	12/31/03	0				0	0	HY	0	0

77-0170546

AMT Asset Report

FYE: 12/31/2014

Form 990, Page 1

Asset	Description	Date In Service	Cost	Bus %	Sec 179	Bonus	Basis for Depr	Per Conv	Meth	Prior	Current
256	WAREHOUSE	12/31/03	0				0	0	HY	0	0
257	43029 Rd-Manufactured Home	12/31/04	0				0	0	HY	0	0
258	Triplex addition	12/31/04	0				0	0	HY	0	0
259	2005 Drilling and Materials Well	12/31/05	0				0	0	HY	0	0
260	Concrete Slabs -Warehouse	12/31/05	0				0	0	HY	0	0
261	Dinning Hall	6/30/05	0				0	0	HY	0	0
262	Concrete Slabs-various	7/01/06	0				0	0	HY	0	0
263	Veggie Plant -8 units channels & Z beams	7/01/06	0				0	0	HY	0	0
264	Small Bldg by Kitchen	11/01/06	0				0	0	HY	0	0
265	Kitchen Awnings	10/01/06	0				0	0	HY	0	0
266	Veggie Plant Concrete-west side	10/22/07	33,161				33,161	40	MO S/L	5,112	829
268	LARGE FANS	7/01/01	0				0	0	HY	0	0
273	WEED WACKER	7/01/01	0				0	0	HY	0	0
274	10 BUNK BEDS	7/01/01	0				0	0	HY	0	0
275	WELDER	7/01/01	0				0	0	HY	0	0
277	CUTTER FOR LINE	7/01/01	0				0	0	HY	0	0
278	TABLE FOR DRIED FRUIT LINE	7/01/01	0				0	0	HY	0	0
283	JH DAY DBLE RIBBON BLENDER	7/01/01	0				0	0	HY	0	0
284	FOOD PROCESSOR-KITCHEN	7/01/01	0				0	0	HY	0	0
285	DISHWASHERS/ HOUSES	7/01/01	0				0	0	HY	0	0
286	7 AIR COND UNITS	7/01/01	0				0	0	HY	0	0
288	5-12 CU FT CUBE TRUCK	7/01/02	0				0	0	HY	0	0
290	MCFA MODEL 2EC18-FORKLIFT	7/01/02	0				0	0	HY	0	0
291	REBUILT MIXER	7/01/02	0				0	0	HY	0	0
292	WASHING MACHINE #	7/01/02	0				0	0	HY	0	0
293	CAR PORTS COVERS	7/01/02	0				0	0	HY	0	0
295	10-WATER FILTER SYSTEMS	7/01/02	0				0	0	HY	0	0
297	HIGH PRESSURE BLOWER-VEG	7/01/02	0				0	0	HY	0	0
298	2-PRESSURE WASHERS	7/01/02	0				0	0	HY	0	0
299	DIGITAL FLOWMETER	7/01/02	0				0	0	HY	0	0
302	7.5 HP CAST IRON PUMP	7/01/02	0				0	0	HY	0	0
303	PEACH CUTTER (PITTER)	7/01/02	0				0	0	HY	0	0
304	BLOWER, DAYTON MODEL	7/01/02	0				0	0	HY	0	0
307	1988 CASE BACKHOE	7/01/02	0				0	0	HY	0	0
308	TRAYS	7/25/03	0				0	0	HY	0	0
	Sold/Scrapped: 12/31/14										
309	FLOW METER	9/12/03	0				0	0	HY	0	0
310	TRAYS	10/09/03	0				0	0	HY	0	0
	Sold/Scrapped: 12/31/14										
311	25 GALLON WATER TANK	12/03/03	0				0	0	HY	0	0
312	3RD CUTTER LINE	12/31/03	0				0	0	HY	0	0
313	SOUP MIX LINE RENNOVATION	12/31/03	0				0	0	HY	0	0
316	FREEZER-KITCHEN	12/31/03	0				0	0	HY	0	0
320	Digital Indicator	2/28/04	0				0	0	HY	0	0
322	Shear and Form 18 stainless steel	4/30/04	0				0	0	HY	0	0
325	Flat Computer Screen	10/04/04	0				0	0	HY	0	0
328	Veggie Plant Scrubber	12/31/04	0				0	0	HY	0	0
329	Trays	12/31/05	36,996				36,996	10	MO S/L	25,897	3,700
330	Vaccum Cleaner	12/31/05	0				0	0	HY	0	0
332	Sofa and Love Seat	12/31/05	0				0	0	HY	0	0
333	25 Round Tables	6/30/05	0				0	0	HY	0	0
334	200 Stacking Chairs	6/30/05	0				0	0	HY	0	0
335	Table Rack	6/30/05	0				0	0	HY	0	0
336	9 Drawer Dresser	5/03/06	0				0	0	HY	0	0
337	Dell Computer	4/10/06	0				0	0	HY	0	0
338	Cutter	7/01/06	0				0	0	HY	0	0
339	Veggie Product Line Monitor	12/12/06	0				0	0	HY	0	0
340	Trays	1/15/07	20,133				20,133	10	MO S/L	14,093	2,013
341	69 INTL TRUCK TRACTOR	1/01/88	0				0	0	HY	0	0
342	60 GMC DUMP TRUCK	7/01/92	0				0	0	HY	0	0
343	56 TRAILER	1/01/88	0				0	0	HY	0	0
344	56 TRAILER	1/01/88	0				0	0	HY	0	0
345	74 REFRIGERATED TRAILER	7/01/92	0				0	0	HY	0	0
346	55 FORD TRACTOR FORKLIFT	7/01/88	0				0	0	HY	0	0
347	5000 LB YALE FORKLIFT	7/01/90	0				0	0	HY	0	0
348	6,000 LB CLARK FORKLIFT	7/01/90	0				0	0	HY	0	0
349	REBUILD CLARK FORKLIFT C500Y60	7/01/93	0				0	0	HY	0	0
350	REBUILD NEW FORKLIFT C50055	7/01/93	0				0	0	HY	0	0
351	3,500 LB CLARK FORKLIFT	7/01/93	0				0	0	HY	0	0
352	CLARK FORKLIFT(7/94) - MAJOR REPA	7/01/95	0				0	0	HY	0	0
353	KAMASO FORKLIFT	7/01/96	0				0	0	HY	0	0

77-0170546

AMT Asset Report

FYE: 12/31/2014

Form 990, Page 1

Asset	Description	Date In Service	Cost	Bus %	Sec 179	Bonus	Basis for Depr	Per Conv	Meth	Prior	Current	
355	TRACTOR	7/01/89	0				0	0	HY	0	0	
356	9600 FORD TRACTOR - DUAL WHEELS	7/01/92	0				0	0	HY	0	0	
357	12 FT. FIELD LEVELER FOR TRACTOR	7/01/92	0				0	0	HY	0	0	
360	16 FT DISK DONATED	7/01/93	0				0	0	HY	0	0	
362	GOLF CART	7/01/98	0				0	0	HY	0	0	
363	1000 ELECTRIC FORKLIFT	7/01/99	0				0	0	HY	0	0	
366	2000 CHEV S-10	7/01/99	0				0	0	HY	0	0	
367	GOLF CART	7/01/99	0				0	0	HY	0	0	
368	DUMP CART FOR GOLF CARTS	7/01/99	0				0	0	HY	0	0	
370	2 REFRIG TRUCK TRAILERS	7/01/99	0				0	0	HY	0	0	
371	BOBCAT 863	7/01/99	0				0	0	HY	0	0	
372	87 3/4 T GMC	7/01/00	0				0	0	HY	0	0	
373	95 INTERNATIONAL FLATBED	7/01/01	0				0	0	HY	0	0	
374	#5000 PNEUMATIC FORKLIFT	7/01/01	0				0	0	HY	0	0	
376	1981 Jambore MH	7/01/03	0				0	0	HY	0	0	
378	99 GMC Safari Cargo Van	11/21/05	0				0	0	HY	0	0	
380	Clark Forklift- CGP25	6/07/06	0				0	0	HY	0	0	
381	Pressurized Spray Equip	8/09/07	1,159				1,159	5	MO S/L	1,159	0	
382	Warehouse Addition 2007	12/21/07	45,880				45,880	39	MO S/L	7,058	1,177	
383	Wood Trays	5/29/07	5,535				5,535	10	MO S/L	3,644	554	
384	Wood Trays	10/19/07	11,929				11,929	10	MO S/L	7,356	1,193	
385	Vehicles - Unlicenses	12/04/07	6,500				6,500	7	MO S/L	5,649	851	
388	1995 Ford Truck	7/01/06	0				0	0	HY	0	0	
390	12 Ft Utility Trailer	7/01/06	0				0	0	HY	0	0	
391	Mitubishi Forklift Alta Lift	7/18/06	0				0	0	HY	0	0	
392	Equip for Cold Storage Bldg	7/01/06	0				0	0	HY	0	0	
393	Dell Laptop & Printer	12/31/07	1,142				1,142	5	MO S/L	1,142	0	
394	New Well	12/18/08	41,001				41,001	40	MO S/L	5,125	1,025	
397	1999 Dodge Intrepid	12/31/08	0				0	0	HY	0	0	
	Sold/Scrapped: 12/31/14											
398	Administrative Office	5/01/09	0				0	0	HY	0	0	
399	2000 GMC Yukon XL	6/16/09	0				0	0	HY	0	0	
400	Farm Trailer	11/09/09	0				0	0	HY	0	0	
401	3-Tier Bunk Beds, Metal	6/11/09	5,238				5,238	7	MO S/L	3,430	748	
402	3 - Tier Bunk Beds, Metal	2/24/09	0				0	0	HY	0	0	
404	GOLF CART	7/01/97	0				0	0	HY	0	0	
405	1997 Lexus 300	6/30/10	0				0	0	HY	0	0	
406	2 Floor Scales	2/22/10	0				0	0	HY	0	0	
407	Property Improvements	6/30/10	0				0	0	HY	0	0	
408	Road Extension	6/30/10	0				0	0	HY	0	0	
409	Shade Covers	6/30/10	0				0	0	HY	0	0	
410	Tables Courtyard	6/30/10	0				0	0	HY	0	0	
411	Water Tank	6/30/10	0				0	0	HY	0	0	
412	6 Three Tier Bunk Beds	4/30/10	0				0	0	HY	0	0	
413	CONCRETE SAW	4/04/11	0				0	0	HY	0	0	
414	JACKHAMMER	4/04/11	0				0	0	HY	0	0	
415	FRIGIDARE DISHWASHER	6/14/11	0				0	0	HY	0	0	
416	FRIGIDARE AIR CONDITIONER	7/26/11	0				0	0	HY	0	0	
417	LAND-NEW ROAD	4/01/11	0				0	0	HY	0	0	
418	RV SITES	11/30/11	37,609				37,609	50	MO S/L	1,504	753	
419	PLANT BATHROOM ROOF	8/15/12	11,984				11,984	20	MO S/L	849	599	
420	COMPUTER	3/29/12	497				497	5	MO S/L	174	99	
421	COMPUTER	5/15/12	313				313	5	MO S/L	104	63	
422	COMPUTER	8/01/12	861				861	5	MO S/L	244	172	
423	RV SITES-ADDITIONS	10/06/12	84,387				84,387	50	MO S/L	2,110	1,687	
424	Wood Trays	9/30/12	49,391				49,391	10	MO S/L	6,174	4,939	
425	ICE MACHINE	3/13/13	1,990				1,990	10	MO S/L	166	199	
426	SOFTWARE	10/11/13	7,995				7,995	3	MO S/L	666	2,665	
427	Ten Plex	4/01/13	0				0	0	HY	0	0	
428	Septic System	11/01/13	0				0	0	HY	0	0	
429	288 BINS	5/25/14	0				0	0	HY	0	0	
431	Replace Stolen Equipment	7/01/14	0				0	0	HY	0	0	
432	Pool	7/01/14	0				0	0	HY	0	0	
433	Basketball Court	12/31/14	0				0	0	HY	0	0	
434	Septic & Sewer	2/22/14	0				0	0	HY	0	0	
435	Shed	4/04/14	0				0	0	HY	0	0	
436	Sulpher Tunnels	5/31/14	0				0	0	HY	0	0	
437	Well #2	12/01/14	0				0	0	HY	0	0	

AMT Asset Report**Form 990, Page 1**

Asset	Description	Date In Service	Cost	Bus %	Sec 179	Bonus	Basis for Depr	Per Conv Meth	Prior	Current
	Total Other Depreciation		<u>615,628</u>				<u>615,628</u>		<u>91,656</u>	<u>23,266</u>
	Total ACRS and Other Depreciation		<u>615,628</u>				<u>615,628</u>		<u>91,656</u>	<u>23,266</u>
	Grand Totals		615,628				615,628		91,656	23,266
	Less: Dispositions and Transfers		<u>0</u>				<u>0</u>		<u>0</u>	<u>0</u>
	Net Grand Totals		<u>615,628</u>				<u>615,628</u>		<u>91,656</u>	<u>23,266</u>

Depreciation Adjustment Report

All Business Activities

<u>Form</u>	<u>Unit</u>	<u>Asset</u>	<u>Description</u>	<u>Tax</u>	<u>AMT</u>	<u>AMT Adjustments/ Preferences</u>
-------------	-------------	--------------	--------------------	------------	------------	---

There are no assets that meet the criteria of this report

Asset	Description	Date In Service	Cost	Tax	AMT
Other Depreciation:					
4	STAINLESS STEEL SCREW CONVEYOR 12'	7/01/85	2,500	0	0
8	PROCESS LINE	7/01/93	6,218	0	0
10	CONVEYOR - TRAY LINE	7/01/95	11,459	0	0
12	BIN DUMPER FOR FORKLIFT	7/01/91	1,976	0	0
14	SIZER	7/01/90	9,303	0	0
23	WRAPPER	7/01/94	2,670	0	0
30	MOTORS, DOLLIES, ETC	7/01/96	1,212	0	0
34	CEMENT SAW	7/01/90	452	0	0
35	10" SAW	7/01/91	852	0	0
36	1-CUP UP SHAKER	7/01/83	2,000	0	0
37	2 DEWATERING SHAKERS	7/01/85	2,000	0	0
38	SURGE TANK - STAINLESS STEEL	7/01/85	3,000	0	0
41	1-CUTTERS (\$20,000 EACH)-1 2004	7/01/83	20,000	0	0
43	STAINLESS STEEL 36" FIBERGLASS HYDR	7/01/85	3,600	0	0
55	WASHER	7/01/93	2,145	0	0
56	FURNITURE	7/01/89	705	0	0
57	FURNITURE	7/01/91	1,647	0	0
58	FURNITURE	7/01/92	345	0	0
59	FURNITURE	7/01/93	310	0	0
60	DIVAN & 2 CHAIRS	7/01/92	300	0	0
61	ALUMINUM 4 PICNIC TABLE & SEATS	7/01/93	751	0	0
62	TABLE & CHAIRS	7/01/94	351	0	0
63	METAL CHAIRS	7/01/95	388	0	0
65	FILE CABINETS	7/01/94	356	0	0
67	OFFICE CABINETS	7/01/96	2,000	0	0
68	KITCHEN EQUIPMENT	7/01/94	2,000	0	0
70	VEGETABLE PLANT EQUIPMENT	7/01/97	7,003	0	0
71	FURNITURE-MOBILE HOME	7/01/97	1,958	0	0
72	CHAIRS-DTS CLASSES	7/01/97	746	0	0
73	40 FT CONTAINER	7/01/97	500	0	0
75	WASHER & DRYER - MOBILE HOME	7/01/97	350	0	0
76	SIZZOR LIFT	7/01/97	4,500	0	0
78	TABLES	7/01/97	310	0	0
80	2-QUEEN MATTRESS/BOX SETS	7/01/97	1,000	0	0
81	8-SINGLE MATTRESS/BOX SETS	7/01/97	2,000	0	0
83	13-NEW DRESSERS W/5 DRAWERS	7/01/97	4,000	0	0
84	5-NEW NIGHT STANDS W/2 DRAWERS	7/01/97	1,000	0	0
85	VEG PLANT EQUIP	7/01/98	4,946	0	0
90	MATTRESSES	7/01/98	957	0	0
94	GENERATOR AND INSTALLATION	7/01/98	26,955	0	0
96	WATER PURIFIER	7/01/98	893	0	0
99	ELECTRIC MOTORS AND SWITCH	7/07/99	2,873	0	0
101	MOBILE HOME FURNISHINGS	7/07/99	433	0	0
105	AIR COND 3 AND 4	7/07/99	8,000	0	0
109	MATTRESSES	7/07/99	3,930	0	0
110	ALTA 4HP SUMP PUMP	7/07/99	3,747	0	0
114	LARGE REVERSE OSMOSIS-DON	7/07/99	500	0	0
119	CARPET	7/07/00	1,405	0	0
121	CONVEYOR	7/07/00	4,221	0	0
122	CONVEYOR	7/07/00	2,205	0	0
124	CONVEYER	7/07/00	3,710	0	0
125	SPLITTER OR CUTTERS	7/07/00	10,347	0	0
126	2 TOOL SHEDS	7/07/00	2,209	0	0
128	CONVEYER	7/07/00	2,086	0	0
129	REFIGERATOR	7/07/00	590	0	0
133	KITCHEN STOVE (IMPERIAL)	7/07/00	3,609	0	0
134	8 UNIT BUILDING	7/01/89	42,161	0	0
135	8 UNIT BUILDING	7/01/90	864	0	0
136	8 UNIT IMPROVEMENTS	7/01/91	1,161	0	0
137	PROPERTY	1/01/87	130,000	0	0
138	Access Cement Road	2/10/04	177	0	0
139	LAND	11/19/91	81,750	0	0
140	8 UNIT IMPROVEMENTS	7/01/93	290	0	0
141	ALL PURPOSE ROOM	7/01/92	15,359	0	0
142	ALL PURPOSE ROOM	7/01/93	921	0	0
143	ALUMINUM SIDING	12/01/89	4,000	0	0
144	ALUMINUM SIDING	7/01/90	2,000	0	0

Asset	Description	Date In Service	Cost	Tax	AMT
147	CONCRETE, LANDSCAPE, FENCE	7/01/90	21,903	0	0
148	CONCRETE	7/01/91	5,439	0	0
149	CONCRETE	7/01/92	14,993	0	0
150	CONCRETE	7/01/93	582	0	0
151	CONCRETE	7/01/94	14,295	0	0
159	POOL	7/01/91	29,826	0	0
162	SHOP	7/01/90	10,838	0	0
163	SHOP	7/01/91	2,546	0	0
164	SHOWERS	7/01/89	28,551	0	0
165	SHOWERS	7/01/90	17,492	0	0
166	SHOWERS	7/01/91	3,101	0	0
170	SULPHER HOUSE	7/01/94	611	0	0
171	SULPHER HOUSE-FUME SCRUBBER & DUC	7/01/94	13,500	0	0
172	VEGETABLE PLANT	7/01/92	2,039	0	0
173	VEGETABLE PLANT	7/01/93	1,099	0	0
174	VACAVILLE BLDG	7/01/90	4,176	0	0
175	VEGETABLE PLANT	7/01/96	747	38	0
176	Sultana-Vegetable Plant Bldg	7/01/98	29,424	1,472	0
183	LUMBER, DOORS, ETC	11/01/89	2,500	0	0
184	22 CLOSET ORGANIZERS	11/01/89	3,000	0	0
187	OFFICE IMPROVEMENTS	7/01/91	7,587	0	0
190	IMPROVEMENTS	7/01/92	9,275	0	0
195	86 FT. STEEL PALLET RACKING	7/01/93	1,180	0	0
200	CANVAS	7/01/94	675	0	0
201	PROPERTY IMPROVEMENTS	7/01/95	4,163	106	0
202	CONCRETE	7/01/95	5,489	143	0
204	IRRIGATION	7/01/95	352	4	0
205	STORAGE CONTAINER	7/01/95	4,903	124	0
206	HEAT PUMP	7/01/95	489	18	0
207	CONCRETE	7/01/96	12,657	633	0
208	POND - CONCRETE	7/01/96	4,708	235	0
209	POND	7/01/96	9,787	490	0
210	POND - FENCE	7/01/96	2,400	120	0
211	PROPERTY	7/01/96	4,684	234	0
212	FENCE	7/01/96	1,697	85	0
214	PROPERTY IMPROVEMENTS	7/01/98	18,060	903	0
215	SEPTIC SYSTEM	7/01/94	19,204	0	0
216	PIPING	7/01/94	4,215	0	0
217	TELEPHONE CABLE	7/01/94	1,079	0	0
218	GRATES	7/01/94	3,178	0	0
219	MOBILE HOME PURCHASES	7/01/95	148,812	3,716	0
220	MOBILE HOME SEWER	7/01/95	1,540	38	0
221	MOBILE HOMES FIRE HYDRANT	7/01/95	9,891	242	0
222	MOBILE HOME ROAD	7/01/95	5,062	127	0
223	STREET LIGHTS	7/01/96	1,531	76	0
224	IRRIGATION/SPRINKLERS	7/01/96	1,905	95	0
225	HANDRAILS	7/01/96	2,246	112	0
226	LAWN	7/01/96	1,396	69	0
227	TREES	7/01/96	1,826	91	0
228	VEGETABLE PLANT IMPROVEMENTS	7/01/97	59,035	2,952	0
230	PROPERTY IMPROVEMENTS	7/01/97	9,585	479	0
231	NEW MOBILE HOME	7/01/97	60,216	3,010	0
232	MOBILE HOME IMPROVEMENTS	7/01/97	11,886	594	0
234	MOBILE HOME PATIO & COVER	7/01/97	4,880	244	0
236	MOBILE HOME AND INSTALL	7/01/98	70,821	3,541	0
237	VEG PLANT IMPROVEMENTS	7/01/99	15,582	779	0
238	LOADING DOCK	7/01/99	1,779	89	0
239	PROPERTY IMPROVEMENTS	7/01/99	5,523	276	0
240	TILE-DINNING ROOM	7/01/99	640	0	0
241	OVERHEAD DOORS	7/01/99	4,644	233	0
242	DOORS	7/01/99	726	36	0
244	CONCRETE FRUIT PLANT	7/01/00	8,534	427	0
245	TRAY BUILDING	7/01/00	23,192	1,160	0
246	CONCRETE	7/01/00	6,146	307	0
247	VEG PLANT	7/01/00	2,418	121	0
248	STREET ADDITIONS	7/01/01	13,454	673	0
249	MOBILE HOME (BETTY'S)	7/01/01	37,500	1,875	0
251	2 12x12 OVERHEAD DOORS	7/01/02	2,066	103	0
252	FIRE HYDRANT	7/01/02	6,161	308	0
253	DUPLEX	12/16/02	135,001	3,375	0
254	TRIPLEX	12/31/03	128,293	3,208	0

Asset	Description	Date In Service	Cost	Tax	AMT
255	Concrete Access Road	12/31/03	20,845	521	0
256	WAREHOUSE	12/31/03	93,031	2,326	0
257	43029 Rd-Manufactured Home	12/31/04	56,331	1,408	0
258	Triplex addition	12/31/04	2,543	64	0
259	2005 Drilling and Materials Well	12/31/05	40,819	1,021	0
260	Concrete Slabs -Warehouse	12/31/05	2,450	62	0
261	Dinning Hall	6/30/05	500,000	12,500	0
262	Concrete Slabs-various	7/01/06	5,336	134	0
263	Veggie Plant -8 units channels & Z beams	7/01/06	5,857	293	0
264	Small Bldg by Kitchen	11/01/06	1,813	91	0
265	Kitchen Awnings	10/01/06	9,205	921	0
266	Veggie Plant Concrete-west side	10/22/07	33,161	829	829
268	LARGE FANS	7/01/01	508	0	0
273	WEED WACKER	7/01/01	467	0	0
274	10 BUNK BEDS	7/01/01	3,536	0	0
275	WELDER	7/01/01	1,435	0	0
277	CUTTER FOR LINE	7/01/01	5,389	0	0
278	TABLE FOR DRIED FRUIT LINE	7/01/01	3,210	0	0
283	JH DAY DBLE RIBBON BLENDER	7/01/01	5,375	0	0
284	FOOD PROCESSOR-KITCHEN	7/01/01	801	0	0
285	DISHWASHERS/ HOUSES	7/01/01	1,338	0	0
286	7 AIR COND UNITS	7/01/01	1,068	0	0
288	5-12 CU FT CUBE TRUCK	7/01/02	1,266	0	0
290	MCFA MODEL 2EC18-FORKLIFT	7/01/02	6,515	0	0
291	REBUILT MIXER	7/01/02	2,489	0	0
292	WASHING MACHINE #	7/01/02	309	0	0
293	CAR PORTS COVERS	7/01/02	2,320	0	0
295	10-WATER FILTER SYSTEMS	7/01/02	5,570	0	0
297	HIGH PRESSURE BLOWER-VEG	7/01/02	2,148	0	0
298	2-PRESSURE WASHERS	7/01/02	729	0	0
299	DIGITAL FLOWMETER	7/01/02	740	0	0
302	7.5 HP CAST IRON PUMP	7/01/02	1,352	0	0
303	PEACH CUTTER (PITTER)	7/01/02	15,073	0	0
304	BLOWER, DAYTON MODEL	7/01/02	377	0	0
307	1988 CASE BACKHOE	7/01/02	10,000	0	0
309	FLOW METER	9/12/03	2,332	0	0
311	25 GALLON WATER TANK	12/03/03	1,200	0	0
312	3RD CUTTER LINE	12/31/03	37,885	0	0
313	SOUP MIX LINE RENNOVATION	12/31/03	7,104	0	0
316	FREEZER-KITCHEN	12/31/03	1,959	0	0
320	Digital Indicator	2/28/04	4,368	0	0
322	Shear and Form 18 stainless steel	4/30/04	2,531	0	0
325	Flat Computer Screen	10/04/04	322	0	0
328	Veggie Plant Scrubber	12/31/04	4,423	0	0
329	Trays	12/31/05	36,996	1,849	3,699
330	Vaccum Cleaner	12/31/05	712	0	0
332	Sofa and Love Seat	12/31/05	790	0	0
333	25 Round Tables	6/30/05	2,753	0	0
334	200 Stacking Chairs	6/30/05	5,577	0	0
335	Table Rack	6/30/05	325	0	0
336	9 Drawer Dresser	5/03/06	1,634	0	0
337	Dell Computer	4/10/06	2,987	0	0
338	Cutter	7/01/06	17,674	1,767	0
339	Veggie Product Line Monitor	12/12/06	1,890	0	0
340	Trays	1/15/07	20,133	2,014	2,014
341	69 INTL TRUCK TRACTOR	1/01/88	14,000	0	0
342	60 GMC DUMP TRUCK	7/01/92	500	0	0
343	56 TRAILER	1/01/88	929	0	0
344	56 TRAILER	1/01/88	929	0	0
345	74 REFRIGERATED TRAILER	7/01/92	5,000	0	0
346	55 FORD TRACTOR FORKLIFT	7/01/88	1,800	0	0
347	5000 LB YALE FORKLIFT	7/01/90	3,686	0	0
348	6,000 LB CLARK FORKLIFT	7/01/90	7,500	0	0
349	REBUILD CLARK FORKLIFT C500Y60	7/01/93	4,212	0	0
350	REBUILD NEW FORKLIFT C50055	7/01/93	2,799	0	0
351	3,500 LB CLARK FORKLIFT	7/01/93	4,831	0	0
352	CLARK FORKLIFT(7/94) - MAJOR REPAIRS	7/01/95	558	0	0
353	KAMASO FORKLIFT	7/01/96	6,282	0	0
355	TRACTOR	7/01/89	1,500	0	0
356	9600 FORD TRACTOR - DUAL WHEELS	7/01/92	10,000	0	0
357	12 FT. FIELD LEVELER FOR TRACTOR	7/01/92	1,500	0	0

77-0170546

Future Depreciation Report**FYE: 12/31/15**

FYE: 12/31/2014

Form 990, Page 1

Asset	Description	Date In Service	Cost	Tax	AMT
360	16 FT DISK DONATED	7/01/93	1,500	0	0
362	GOLF CART	7/01/98	2,018	0	0
363	1000 ELECTRIC FORKLIFT	7/01/99	1,311	0	0
366	2000 CHEV S-10	7/01/99	14,030	0	0
367	GOLF CART	7/01/99	1,501	0	0
368	DUMP CART FOR GOLF CARTS	7/01/99	332	0	0
370	2 REFRIG TRUCK TRAILERS	7/01/99	3,000	0	0
371	BOBCAT 863	7/01/99	11,798	0	0
372	87 3/4 T GMC	7/01/00	5,600	0	0
373	95 INTERNATIONAL FLATBED	7/01/01	19,851	0	0
374	#5000 PNEUMATIC FORKLIFT	7/01/01	7,704	0	0
376	1981 Jambore MH	7/01/03	5,000	0	0
378	99 GMC Safari Cargo Van	11/21/05	8,030	0	0
380	Clark Forklift- CGP25	6/07/06	9,921	0	0
381	Pressurized Spray Equip	8/09/07	1,159	0	0
382	Warehouse Addition 2007	12/21/07	45,880	1,176	1,176
383	Wood Trays	5/29/07	5,535	553	553
384	Wood Trays	10/19/07	11,929	1,193	1,193
385	Vehicles - Unlicenses	12/04/07	6,500	0	0
388	1995 Ford Truck	7/01/06	8,000	0	0
390	12 Ft Utility Trailer	7/01/06	1,800	0	0
391	Mitubishi Forklift Alta Lift	7/18/06	5,899	0	0
392	Equip for Cold Storage Bldg	7/01/06	31,887	0	0
393	Dell Laptop & Printer	12/31/07	1,142	0	0
394	New Well	12/18/08	41,001	1,025	1,025
398	Administrative Office	5/01/09	83,040	2,076	0
399	2000 GMC Yukon XL	6/16/09	3,000	0	0
400	Farm Trailer	11/09/09	200	0	0
401	3-Tier Bunk Beds, Metal	6/11/09	5,238	748	748
402	3 - Tier Bunk Beds, Metal	2/24/09	3,070	439	0
404	GOLF CART	7/01/97	2,000	0	0
405	1997 Lexus 300	6/30/10	3,840	384	0
406	2 Floor Scales	2/22/10	1,777	178	0
407	Property Improvements	6/30/10	16,542	827	0
408	Road Extension	6/30/10	26,466	662	0
409	Shade Covers	6/30/10	1,470	73	0
410	Tables Courtyard	6/30/10	3,285	329	0
411	Water Tank	6/30/10	4,037	577	0
412	6 Three Tier Bunk Beds	4/30/10	3,958	566	0
413	CONCRETE SAW	4/04/11	600	60	0
414	JACKHAMMER	4/04/11	600	60	0
415	FRIGIDARE DISHWASHER	6/14/11	634	64	0
416	FRIGIDARE AIR CONDITIONER	7/26/11	409	58	0
417	LAND-NEW ROAD	4/01/11	5,360	0	0
418	RV SITES	11/30/11	37,906	759	752
419	PLANT BATHROOM ROOF	8/15/12	11,984	599	599
420	COMPUTER	3/29/12	497	100	100
421	COMPUTER	5/15/12	313	63	63
422	COMPUTER	8/01/12	861	173	173
423	RV SITES-ADDITIONS	10/06/12	84,387	1,688	1,688
424	Wood Trays	9/30/12	49,391	4,939	4,939
425	ICE MACHINE	3/13/13	1,990	199	199
426	SOFTWARE	10/11/13	7,995	2,665	2,665
427	Ten Plex	4/01/13	550,855	11,017	0
428	Septic System	11/01/13	96,199	1,924	0
429	288 BINS	5/25/14	3,744	375	0
431	Replace Stolen Equipment	7/01/14	6,925	693	0
432	Pool	7/01/14	10,275	685	0
433	Basketball Court	12/31/14	9,401	627	0
434	Septic & Sewer	2/22/14	9,287	233	0
435	Shed	4/04/14	4,123	275	0
436	Sulpher Tunnels	5/31/14	6,819	341	0
437	Well #2	12/01/14	6,019	150	0
	Total Other Depreciation		<u>3,948,793</u>	<u>97,314</u>	<u>22,415</u>
	Total ACRS and Other Depreciation		<u>3,948,793</u>	<u>97,314</u>	<u>22,415</u>

Future Depreciation Report FYE: 12/31/15

<u>Asset</u>	<u>Description</u>	<u>Date In Service</u>	<u>Cost</u>	<u>Tax</u>	<u>AMT</u>
	Grand Totals		<u>3,948,793</u>	<u>97,314</u>	<u>22,415</u>

Asset	Description	Date In Service	Cost	CA	CA AMT
Other Depreciation:					
4	STAINLESS STEEL SCREW CONVEYOR 12'	7/01/85	2,500	0	0
8	PROCESS LINE	7/01/93	6,218	0	0
10	CONVEYOR - TRAY LINE	7/01/95	11,459	0	0
12	BIN DUMPER FOR FORKLIFT	7/01/91	1,976	0	0
14	SIZER	7/01/90	9,303	0	0
23	WRAPPER	7/01/94	2,670	0	0
30	MOTORS, DOLLIES, ETC	7/01/96	1,212	0	0
34	CEMENT SAW	7/01/90	452	0	0
35	10" SAW	7/01/91	852	0	0
36	1-CUP UP SHAKER	7/01/83	2,000	0	0
37	2 DEWATERING SHAKERS	7/01/85	2,000	0	0
38	SURGE TANK - STAINLESS STEEL	7/01/85	3,000	0	0
41	1-CUTTERS (\$20,000 EACH)-1 2004	7/01/83	20,000	0	0
43	STAINLESS STEEL 36" FIBERGLASS HYDR	7/01/85	3,600	0	0
55	WASHER	7/01/93	2,145	0	0
56	FURNITURE	7/01/89	705	0	0
57	FURNITURE	7/01/91	1,647	0	0
58	FURNITURE	7/01/92	345	0	0
59	FURNITURE	7/01/93	310	0	0
60	DIVAN & 2 CHAIRS	7/01/92	300	0	0
61	ALUMINUM 4 PICNIC TABLE & SEATS	7/01/93	751	0	0
62	TABLE & CHAIRS	7/01/94	351	0	0
63	METAL CHAIRS	7/01/95	388	0	0
65	FILE CABINETS	7/01/94	356	0	0
67	OFFICE CABINETS	7/01/96	2,000	0	0
68	KITCHEN EQUIPMENT	7/01/94	2,000	0	0
70	VEGETABLE PLANT EQUIPMENT	7/01/97	7,003	0	0
71	FURNITURE-MOBILE HOME	7/01/97	1,958	0	0
72	CHAIRS-DTS CLASSES	7/01/97	746	0	0
73	40 FT CONTAINER	7/01/97	500	0	0
75	WASHER & DRYER - MOBILE HOME	7/01/97	350	0	0
76	SIZZOR LIFT	7/01/97	4,500	0	0
78	TABLES	7/01/97	310	0	0
80	2-QUEEN MATTRESS/BOX SETS	7/01/97	1,000	0	0
81	8-SINGLE MATTRESS/BOX SETS	7/01/97	2,000	0	0
83	13-NEW DRESSERS W/5 DRAWERS	7/01/97	4,000	0	0
84	5-NEW NIGHT STANDS W/2 DRAWERS	7/01/97	1,000	0	0
85	VEG PLANT EQUIP	7/01/98	4,946	0	0
90	MATTRESSES	7/01/98	957	0	0
94	GENERATOR AND INSTALLATION	7/01/98	26,955	0	0
96	WATER PURIFIER	7/01/98	893	0	0
99	ELECTRIC MOTORS AND SWITCH	7/07/99	2,873	0	0
101	MOBILE HOME FURNISHINGS	7/07/99	433	0	0
105	AIR COND 3 AND 4	7/07/99	8,000	0	0
109	MATTRESSES	7/07/99	3,930	0	0
110	ALTA 4HP SUMP PUMP	7/07/99	3,747	0	0
114	LARGE REVERSE OSMOSIS-DON	7/07/99	500	0	0
119	CARPET	7/07/00	1,405	0	0
121	CONVEYOR	7/07/00	4,221	0	0
122	CONVEYOR	7/07/00	2,205	0	0
124	CONVEYER	7/07/00	3,710	0	0
125	SPLITTER OR CUTTERS	7/07/00	10,347	0	0
126	2 TOOL SHEDS	7/07/00	2,209	0	0
128	CONVEYER	7/07/00	2,086	0	0
129	REFIGERATOR	7/07/00	590	0	0
133	KITCHEN STOVE (IMPERIAL)	7/07/00	3,609	0	0
134	8 UNIT BUILDING	7/01/89	42,161	0	0
135	8 UNIT BUILDING	7/01/90	864	0	0
136	8 UNIT IMPROVEMENTS	7/01/91	1,161	0	0
137	PROPERTY	1/01/87	130,000	0	0
138	Access Cement Road	2/10/04	177	0	0
139	LAND	11/19/91	81,750	0	0
140	8 UNIT IMPROVEMENTS	7/01/93	290	0	0
141	ALL PURPOSE ROOM	7/01/92	15,359	0	0
142	ALL PURPOSE ROOM	7/01/93	921	0	0
143	ALUMINUM SIDING	12/01/89	4,000	0	0
144	ALUMINUM SIDING	7/01/90	2,000	0	0

Asset	Description	Date In Service	Cost	CA	CA AMT
147	CONCRETE, LANDSCAPE, FENCE	7/01/90	21,903	0	0
148	CONCRETE	7/01/91	5,439	0	0
149	CONCRETE	7/01/92	14,993	0	0
150	CONCRETE	7/01/93	582	0	0
151	CONCRETE	7/01/94	14,295	0	0
159	POOL	7/01/91	29,826	0	0
162	SHOP	7/01/90	10,838	0	0
163	SHOP	7/01/91	2,546	0	0
164	SHOWERS	7/01/89	28,551	0	0
165	SHOWERS	7/01/90	17,492	0	0
166	SHOWERS	7/01/91	3,101	0	0
170	SULPHER HOUSE	7/01/94	611	0	0
171	SULPHER HOUSE-FUME SCRUBBER & DUC	7/01/94	13,500	0	0
172	VEGETABLE PLANT	7/01/92	2,039	0	0
173	VEGETABLE PLANT	7/01/93	1,099	0	0
174	VACAVILLE BLDG	7/01/90	4,176	0	0
175	VEGETABLE PLANT	7/01/96	747	38	0
176	Sultana-Vegetable Plant Bldg	7/01/98	29,424	1,471	0
183	LUMBER, DOORS, ETC	11/01/89	2,500	0	0
184	22 CLOSET ORGANIZERS	11/01/89	3,000	0	0
187	OFFICE IMPROVEMENTS	7/01/91	7,587	0	0
190	IMPROVEMENTS	7/01/92	9,275	0	0
195	86 FT. STEEL PALLET RACKING	7/01/93	1,180	0	0
200	CANVAS	7/01/94	675	0	0
201	PROPERTY IMPROVEMENTS	7/01/95	4,163	104	0
202	CONCRETE	7/01/95	5,489	138	0
204	IRRIGATION	7/01/95	352	8	0
205	STORAGE CONTAINER	7/01/95	4,903	123	0
206	HEAT PUMP	7/01/95	489	13	0
207	CONCRETE	7/01/96	12,657	633	0
208	POND - CONCRETE	7/01/96	4,708	236	0
209	POND	7/01/96	9,787	490	0
210	POND - FENCE	7/01/96	2,400	120	0
211	PROPERTY	7/01/96	4,684	234	0
212	FENCE	7/01/96	1,697	85	0
214	PROPERTY IMPROVEMENTS	7/01/98	18,060	903	0
215	SEPTIC SYSTEM	7/01/94	19,204	0	0
216	PIPING	7/01/94	4,215	0	0
217	TELEPHONE CABLE	7/01/94	1,079	0	0
218	GRATES	7/01/94	3,178	0	0
219	MOBILE HOME PURCHASES	7/01/95	148,812	3,720	0
220	MOBILE HOME SEWER	7/01/95	1,540	38	0
221	MOBILE HOMES FIRE HYDRANT	7/01/95	9,891	246	0
222	MOBILE HOME ROAD	7/01/95	5,062	126	0
223	STREET LIGHTS	7/01/96	1,531	76	0
224	IRRIGATION/SPRINKLERS	7/01/96	1,905	95	0
225	HANDRAILS	7/01/96	2,246	113	0
226	LAWN	7/01/96	1,396	69	0
227	TREES	7/01/96	1,826	91	0
228	VEGETABLE PLANT IMPROVEMENTS	7/01/97	59,035	2,952	0
230	PROPERTY IMPROVEMENTS	7/01/97	9,585	479	0
231	NEW MOBILE HOME	7/01/97	60,216	3,011	0
232	MOBILE HOME IMPROVEMENTS	7/01/97	11,886	594	0
234	MOBILE HOME PATIO & COVER	7/01/97	4,880	244	0
236	MOBILE HOME AND INSTALL	7/01/98	70,821	3,541	0
237	VEG PLANT IMPROVEMENTS	7/01/99	15,582	779	0
238	LOADING DOCK	7/01/99	1,779	89	0
239	PROPERTY IMPROVEMENTS	7/01/99	5,523	276	0
240	TILE-DINNING ROOM	7/01/99	640	0	0
241	OVERHEAD DOORS	7/01/99	4,644	232	0
242	DOORS	7/01/99	726	37	0
244	CONCRETE FRUIT PLANT	7/01/00	8,534	427	0
245	TRAY BUILDING	7/01/00	23,192	1,159	0
246	CONCRETE	7/01/00	6,146	307	0
247	VEG PLANT	7/01/00	2,418	121	0
248	STREET ADDITIONS	7/01/01	13,454	672	0
249	MOBILE HOME (BETTY'S)	7/01/01	37,500	1,875	0
251	2 12x12 OVERHEAD DOORS	7/01/02	2,066	103	0
252	FIRE HYDRANT	7/01/02	6,161	308	0
253	DUPLEX	12/16/02	135,001	3,375	0
254	TRIPLEX	12/31/03	128,293	3,208	0

Asset	Description	Date In Service	Cost	CA	CA AMT
255	Concrete Access Road	12/31/03	20,845	521	0
256	WAREHOUSE	12/31/03	93,031	2,325	0
257	43029 Rd-Manufactured Home	12/31/04	56,331	1,408	0
258	Triplex addition	12/31/04	2,543	64	0
259	2005 Drilling and Materials Well	12/31/05	40,819	1,020	0
260	Concrete Slabs -Warehouse	12/31/05	2,450	61	0
261	Dinning Hall	6/30/05	500,000	12,500	0
262	Concrete Slabs-various	7/01/06	5,336	133	0
263	Veggie Plant -8 units channels & Z beams	7/01/06	5,857	293	0
264	Small Bldg by Kitchen	11/01/06	1,813	90	0
265	Kitchen Awnings	10/01/06	9,205	920	0
266	Veggie Plant Concrete-west side	10/22/07	33,161	829	829
268	LARGE FANS	7/01/01	508	0	0
273	WEED WACKER	7/01/01	467	0	0
274	10 BUNK BEDS	7/01/01	3,536	0	0
275	WELDER	7/01/01	1,435	0	0
277	CUTTER FOR LINE	7/01/01	5,389	0	0
278	TABLE FOR DRIED FRUIT LINE	7/01/01	3,210	0	0
283	JH DAY DBLE RIBBON BLENDER	7/01/01	5,375	0	0
284	FOOD PROCESSOR-KITCHEN	7/01/01	801	0	0
285	DISHWASHERS/ HOUSES	7/01/01	1,338	0	0
286	7 AIR COND UNITS	7/01/01	1,068	0	0
288	5-12 CU FT CUBE TRUCK	7/01/02	1,266	0	0
290	MCFA MODEL 2EC18-FORKLIFT	7/01/02	6,515	0	0
291	REBUILT MIXER	7/01/02	2,489	0	0
292	WASHING MACHINE #	7/01/02	309	0	0
293	CAR PORTS COVERS	7/01/02	2,320	0	0
295	10-WATER FILTER SYSTEMS	7/01/02	5,570	0	0
297	HIGH PRESSURE BLOWER-VEG	7/01/02	2,148	0	0
298	2-PRESSURE WASHERS	7/01/02	729	0	0
299	DIGITAL FLOWMETER	7/01/02	740	0	0
302	7.5 HP CAST IRON PUMP	7/01/02	1,352	0	0
303	PEACH CUTTER (PITTER)	7/01/02	15,073	0	0
304	BLOWER, DAYTON MODEL	7/01/02	377	0	0
307	1988 CASE BACKHOE	7/01/02	10,000	0	0
309	FLOW METER	9/12/03	2,332	0	0
311	25 GALLON WATER TANK	12/03/03	1,200	0	0
312	3RD CUTTER LINE	12/31/03	37,885	0	0
313	SOUP MIX LINE RENNOVATION	12/31/03	7,104	0	0
316	FREEZER-KITCHEN	12/31/03	1,959	0	0
320	Digital Indicator	2/28/04	4,368	0	0
322	Shear and Form 18 stainless steel	4/30/04	2,531	0	0
325	Flat Computer Screen	10/04/04	322	0	0
328	Veggie Plant Scrubber	12/31/04	4,423	0	0
329	Trays	12/31/05	36,996	3,699	3,699
330	Vacuum Cleaner	12/31/05	712	0	0
332	Sofa and Love Seat	12/31/05	790	0	0
333	25 Round Tables	6/30/05	2,753	0	0
334	200 Stacking Chairs	6/30/05	5,577	0	0
335	Table Rack	6/30/05	325	0	0
336	9 Drawer Dresser	5/03/06	1,634	0	0
337	Dell Computer	4/10/06	2,987	0	0
338	Cutter	7/01/06	17,674	1,767	0
339	Veggie Product Line Monitor	12/12/06	1,890	0	0
340	Trays	1/15/07	20,133	2,014	2,014
341	69 INTL TRUCK TRACTOR	1/01/88	14,000	0	0
342	60 GMC DUMP TRUCK	7/01/92	500	0	0
343	56 TRAILER	1/01/88	929	0	0
344	56 TRAILER	1/01/88	929	0	0
345	74 REFRIGERATED TRAILER	7/01/92	5,000	0	0
346	55 FORD TRACTOR FORKLIFT	7/01/88	1,800	0	0
347	5000 LB YALE FORKLIFT	7/01/90	3,686	0	0
348	6,000 LB CLARK FORKLIFT	7/01/90	7,500	0	0
349	REBUILD CLARK FORKLIFT C500Y60	7/01/93	4,212	0	0
350	REBUILD NEW FORKLIFT C50055	7/01/93	2,799	0	0
351	3,500 LB CLARK FORKLIFT	7/01/93	4,831	0	0
352	CLARK FORKLIFT(7/94) - MAJOR REPAIRS	7/01/95	558	0	0
353	KAMASO FORKLIFT	7/01/96	6,282	0	0
355	TRACTOR	7/01/89	1,500	0	0
356	9600 FORD TRACTOR - DUAL WHEELS	7/01/92	10,000	0	0
357	12 FT. FIELD LEVELER FOR TRACTOR	7/01/92	1,500	0	0

Asset	Description	Date In Service	Cost	CA	CA AMT
360	16 FT DISK DONATED	7/01/93	1,500	0	0
362	GOLF CART	7/01/98	2,018	0	0
363	1000 ELECTRIC FORKLIFT	7/01/99	1,311	0	0
366	2000 CHEV S-10	7/01/99	14,030	0	0
367	GOLF CART	7/01/99	1,501	0	0
368	DUMP CART FOR GOLF CARTS	7/01/99	332	0	0
370	2 REFRIG TRUCK TRAILERS	7/01/99	3,000	0	0
371	BOBCAT 863	7/01/99	11,798	0	0
372	87 3/4 T GMC	7/01/00	5,600	0	0
373	95 INTERNATIONAL FLATBED	7/01/01	19,851	0	0
374	#5000 PNEUMATIC FORKLIFT	7/01/01	7,704	0	0
376	1981 Jambore MH	7/01/03	5,000	0	0
378	99 GMC Safari Cargo Van	11/21/05	8,030	0	0
380	Clark Forklift- CGP25	6/07/06	9,921	0	0
381	Pressurized Spray Equip	8/09/07	1,159	0	0
382	Warehouse Addition 2007	12/21/07	45,880	1,176	1,176
383	Wood Trays	5/29/07	5,535	553	553
384	Wood Trays	10/19/07	11,929	1,193	1,193
385	Vehicles - Unlicenses	12/04/07	6,500	0	0
388	1995 Ford Truck	7/01/06	8,000	0	0
390	12 Ft Utility Trailer	7/01/06	1,800	0	0
391	Mitubishi Forklift Alta Lift	7/18/06	5,899	0	0
392	Equip for Cold Storage Bldg	7/01/06	31,887	0	0
393	Dell Laptop & Printer	12/31/07	1,142	0	0
394	New Well	12/18/08	41,001	1,025	1,025
398	Administrative Office	5/01/09	83,040	2,076	0
399	2000 GMC Yukon XL	6/16/09	3,000	0	0
400	Farm Trailer	11/09/09	200	0	0
401	3-Tier Bunk Beds, Metal	6/11/09	5,238	748	748
402	3 - Tier Bunk Beds, Metal	2/24/09	3,070	439	0
404	GOLF CART	7/01/97	2,000	0	0
405	1997 Lexus 300	6/30/10	3,840	384	0
406	2 Floor Scales	2/22/10	1,777	178	0
407	Property Improvements	6/30/10	16,542	827	0
408	Road Extension	6/30/10	26,466	662	0
409	Shade Covers	6/30/10	1,470	73	0
410	Tables Courtyard	6/30/10	3,285	329	0
411	Water Tank	6/30/10	4,037	577	0
412	6 Three Tier Bunk Beds	4/30/10	3,958	566	0
413	CONCRETE SAW	4/04/11	600	60	0
414	JACKHAMMER	4/04/11	600	60	0
415	FRIGIDARE DISHWASHER	6/14/11	634	64	0
416	FRIGIDARE AIR CONDITIONER	7/26/11	409	58	0
417	LAND-NEW ROAD	4/01/11	5,360	0	0
418	RV SITES	11/30/11	37,906	759	752
419	PLANT BATHROOM ROOF	8/15/12	11,984	599	599
420	COMPUTER	3/29/12	497	100	100
421	COMPUTER	5/15/12	313	63	63
422	COMPUTER	8/01/12	861	173	173
423	RV SITES-ADDITIONS	10/06/12	84,387	1,688	1,688
424	Wood Trays	9/30/12	49,391	4,939	4,939
425	ICE MACHINE	3/13/13	1,990	199	199
426	SOFTWARE	10/11/13	7,995	2,665	2,665
427	Ten Plex	4/01/13	550,855	11,017	0
428	Septic System	11/01/13	96,199	1,924	0
429	288 BINS	5/25/14	3,744	375	0
431	Replace Stolen Equipment	7/01/14	6,925	693	0
432	Pool	7/01/14	10,275	685	0
433	Basketball Court	12/31/14	9,401	627	0
434	Septic & Sewer	2/22/14	9,287	233	0
435	Shed	4/04/14	4,123	275	0
436	Sulpher Tunnels	5/31/14	6,819	341	0
437	Well #2	12/01/14	6,019	150	0
	Total Other Depreciation		<u>3,948,793</u>	<u>99,156</u>	<u>22,415</u>
	Total ACRS and Other Depreciation		<u>3,948,793</u>	<u>99,156</u>	<u>22,415</u>

<u>Asset</u>	<u>Description</u>	<u>Date In Service</u>	<u>Cost</u>	<u>CA</u>	<u>CA AMT</u>
	Grand Totals		<u>3,948,793</u>	<u>99,156</u>	<u>22,415</u>

Form 990	Two Year Comparison Report	2013 & 2014
For calendar year 2014, or tax year beginning _____, ending _____		

Name

Taxpayer Identification Number

GLEANINGS FOR THE HUNGRY INC**77-0170546**

		2013	2014	Differences
R e v e n u e	1. Contributions, gifts, grants	1. 5,388,261	5,751,246	362,985
	2. Membership dues and assessments	2.		
	3. Government contributions and grants	3.		
	4. Program service revenue	4. 181,035	214,860	33,825
	5. Investment income	5. 294	287	-7
	6. Proceeds from tax exempt bonds	6.		
	7. Net gain or (loss) from sale of assets other than inventory	7. 129	-1,066	-1,195
	8. Net income or (loss) from fundraising events	8.		
	9. Net income or (loss) from gaming	9.		
	10. Net gain or (loss) on sales of inventory	10. 669	-1,533	-2,202
	11. Other revenue	11.	1,594	1,594
	12. Total revenue. Add lines 1 through 11	12. 5,570,388	5,965,388	395,000
E x p e n s e s	13. Grants and similar amounts paid	13. 3,846,593	5,227,950	1,381,357
	14. Benefits paid to or for members	14.		
	15. Compensation of officers, directors, trustees, etc.	15.		
	16. Salaries, other compensation, and employee benefits	16.		
	17. Professional fundraising fees	17.		
	18. Other professional fees	18. 14,398	19,992	5,594
	19. Occupancy, rent, utilities, and maintenance	19. 131,771	140,028	8,257
	20. Depreciation and Depletion	20. 104,657	107,264	2,607
	21. Other expenses	21. 804,078	859,713	55,635
	22. Total expenses. Add lines 13 through 21	22. 4,901,497	6,354,947	1,453,450
	23. Excess or (Deficit). Subtract line 22 from line 12	23. 668,891	-389,559	-1,058,450
O t h e r I n f o r m a t i o n	24. Total exempt revenue	24. 5,570,388	5,965,388	395,000
	25. Total unrelated revenue	25.		
	26. Total excludable revenue	26. 182,127	214,142	32,015
	27. Total assets	27. 4,037,215	3,672,464	-364,751
	28. Total liabilities	28. 50,486	75,294	24,808
	29. Retained earnings	29. 3,986,729	3,597,170	-389,559
	30. Number of voting members of governing body	30. 10	10	
	31. Number of independent voting members of governing body	31. 8	10	
	32. Number of employees	32. 0	0	
	33. Number of volunteers	33. 3650	3700	

Form 990T	Two Year Comparison Report	2013 & 2014
Name _____ For calendar year 2014, or tax year beginning _____, ending _____		Taxpayer Identification Number 77-0170546

Name **GLEANINGS FOR THE HUNGRY INC** Taxpayer Identification Number **77-0170546**

		2013	2014	Differences
Revenue	1. Gross profit/loss on business activities	1.		
	2. Capital gains/losses	2.		
	3. Income/loss from partnerships and S corporations	3.		
	4. Rental income (net of expense)	4.		
	5. Unrelated debt-financed income (net of expense)	5.		
	6. Interest, and other income from controlled organizations (net of expense)	6.		
	7. Investment income of specific organizations (net of expense)	7.		
	8. Exploited exempt activity income (net of expense)	8.		
	9. Advertising income (net of expense)	9.		
	10. Other income	10.		
	11. Total trade or business income. Combine lines 1 through 10	11.		
Expenses	12. Compensation of officers, directors, and trustees	12.		
	13. Other salaries and wages	13.		
	14. Repairs and maintenance	14.		
	15. Bad debts	15.		
	16. Interest	16.		
	17. Taxes and licenses	17.		
	18. Charitable contributions	18.		
	19. Depreciation and Depletion	19.		
	20. Contributions to deferred compensation plans	20.		
	21. Employee benefit programs	21.		
	22. Other deductions	22.		
	23. Total deductions. Add lines 12 through 22	23.		
	24. Taxable income before NOL. Subtract line 23 from 11	24.		
	25. Net operating loss deduction	25.		
	26. Specific deduction	26.	1,000	-1,000
	27. Unrelated business taxable income.	27.	-1,000	1,000
	Tax & Credits	28. Income tax (corporate or trust)	28.	
29. Proxy tax		29.		
30. Alternative minimum tax		30.		
31. Total taxes		31.		
32. Other credits		32.		
33. General business credit		33.		
34. Credit for prior year minimum tax		34.		
35. Total credits		35.		
36. Net tax after credits		36.		
37. Recapture taxes		37.		
38. Total Taxes	38.			
Due/Refund	39. Prior year overpayment and estimated tax payments	39.		
	40. Payment made with extension	40.		
	41. Backup withholding and foreign withholding	41.		
	42. Other payments	42.		
	43. Total payments	43.		
	44. Balance due/(Overpayment)	44.		
	45. Overpayment applied to next year	45.		
	46. Penalties	46.		
47. Total due/(Refund)	47.			

Form 990	Tax Return History	2014
-----------------	---------------------------	-------------

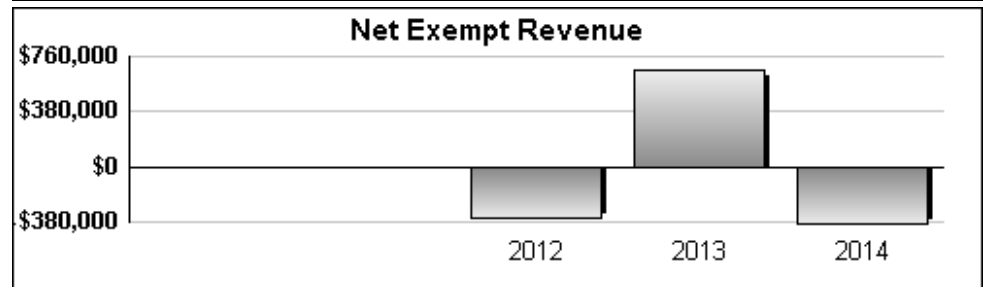
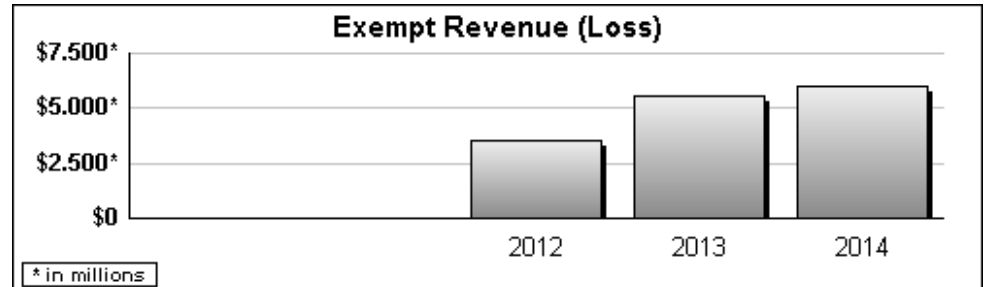
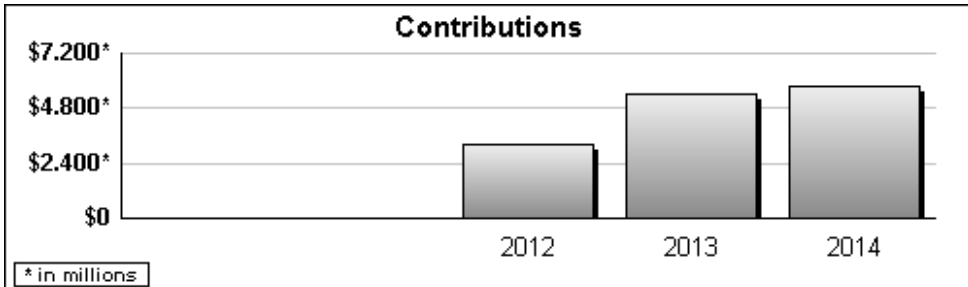
Name GLEANINGS FOR THE HUNGRY INC	Employer Identification Number 77-0170546
---	---

	2010	2011	2012	2013	2014	2015
Contributions, gifts, grants			3,253,527	5,388,261	5,751,246	
Membership dues						
Program service revenue			213,270	181,035	214,860	
Capital gain or loss			733	129	-1,066	
Investment income			3,856	294	287	
Fundraising revenue (income/loss)						
Gaming revenue (income/loss)						
Other revenue			97,290	669	61	
Total revenue			3,568,676	5,570,388	5,965,388	
Grants and similar amounts paid			2,950,809	3,846,593	5,227,950	
Benefits paid to or for members						
Compensation of officers, etc.						
Other compensation						
Professional fees				14,398	19,992	
Occupancy costs			139,994	131,771	140,028	
Depreciation and depletion			96,291	104,657	107,264	
Other expenses			733,369	804,078	859,713	
Total expenses			3,920,463	4,901,497	6,354,947	
Excess or (Deficit)			-351,787	668,891	-389,559	
Total exempt revenue			3,568,676	5,570,388	5,965,388	
Total unrelated revenue						
Total excludable revenue			3,568,676	182,127	214,142	
Total Assets			3,329,237	4,037,215	3,672,464	
Total Liabilities			11,399	50,486	75,294	
Net Fund Balances			3,317,838	3,986,729	3,597,170	

Form 990T	Tax Return History	2014
------------------	---------------------------	-------------

Name GLEANINGS FOR THE HUNGRY INC	Employer Identification Number 77-0170546
---	---

	2010	2011	2012	2013	2014	2015
Business activity profit/loss						
Capital gains/losses						
Partner and S Corp gain/loss						
Rental income*						
Debt-financed income*						
Controlled organizations income/interest*						
Investment income, specific organizations*						
Exploited exempt activity income*						
Other income						
Total trade or business income.						
Compensation of officers, ect.						
Other salaries and wages						
Repairs and maintenance						
Bad debts						
Interest						
Taxes and licenses						
Charitable contributions						
Depreciation and Depletion						
Deferred compensation plans						
Employee benefit programs						

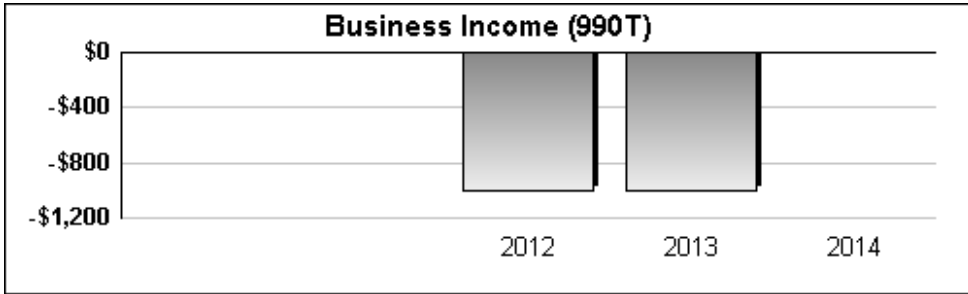
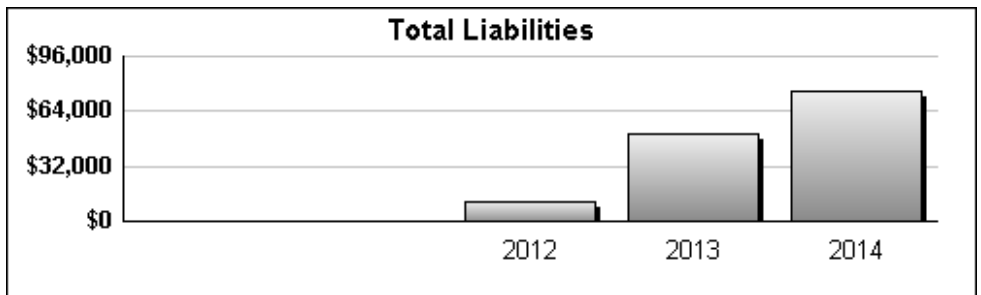
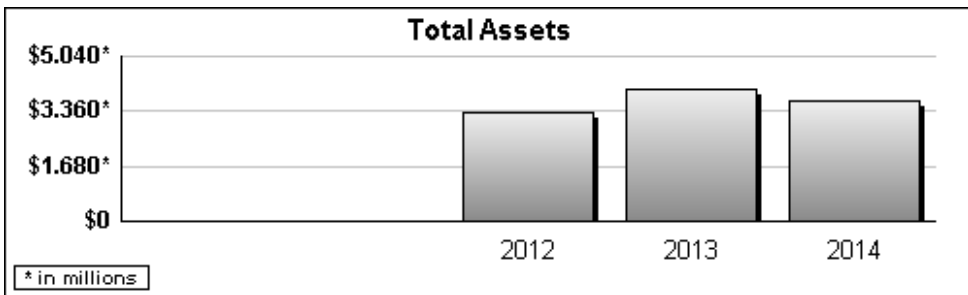


Form 990T	Tax Return History	2014
------------------	---------------------------	-------------

Name GLEANINGS FOR THE HUNGRY INC	Employer Identification Number 77-0170546
---	---

	2010	2011	2012	2013	2014	2015
Other deductions						
Net operating loss deduction						
Specific deduction			1,000	1,000		
Income after expense and deductions			-1,000	-1,000		
Income tax (corporate or trust)						
Other taxes						
Total taxes						
General business credit						
Other credits						
Net tax after credits						
Estimated tax payments						
Other payments						
Balance due/Overpayment						

* Income shown net of expenses



Federal Statements**Taxable Interest on Investments**

<u>Description</u>	<u>Amount</u>	<u>Unrelated Business Code</u>	<u>Exclusion Code</u>	<u>Postal Code</u>	<u>Acquired after 6/30/75</u>	<u>US Obs (\$ or %)</u>
Interest & Dividend Income	\$ 287		14			
Total	<u>\$ 287</u>					

77-0170546

Federal Statements

FYE: 12/31/2014

Form 990, Part IX, Line 11g - Other Fees for Service (Non-employee)

<u>Description</u>	<u>Total Expenses</u>	<u>Program Service</u>	<u>Management & General</u>	<u>Fund Raising</u>
Love Offering	\$ 3,500	\$ 3,500	\$	\$
Love Offering	800	800		
Total	<u>\$ 4,300</u>	<u>\$ 4,300</u>	<u>\$ 0</u>	<u>\$ 0</u>

Form 990, Part IX, Line 24e - All Other Expenses

<u>Description</u>	<u>Total Expenses</u>	<u>Program Service</u>	<u>Management & General</u>	<u>Fund Raising</u>
Freight and Shipping of F	\$ 78,169	\$ 54,719	\$ 3,908	\$ 19,542
Plant Supplies	34,496	34,496		
Repairs & Maint. - Genera	29,591	23,081	5,918	592
Housing & Supplies	18,484	18,484		
Missions Support	9,551	9,551		
Outreach - local	1,647	1,647		
Rounding	14	14		
Total	<u>\$ 171,952</u>	<u>\$ 141,992</u>	<u>\$ 9,826</u>	<u>\$ 20,134</u>

Federal Statements

Schedule A, Part II, Line 1(e)

<u>Description</u>	<u>Amount</u>
Donations - Non Cash Food	\$ 1,453,568
Donations- Missions- Puentes, Jamie	10,685
Donations- Missions- Watson, Sandra	2,350
Donations- Missions- Melendez, Olivi	7,899
Donations- Missions- Jordan, Bobby	3,309
Donations - Cash	985,917
Donations- New Missionaries	18,732
Ito En	
Tea	700,032
Cytosport	
Muscle Milk	372,220
Bob's Red Mill	
Grains	540,365
Idahoan Foods	
Dried Potatoes	526,380
Initiative Foods	
Baby Food	164,251
Arctic Zero	
Ice Cream Bars	298,638
Feed the Hungry	
Energy Bars	304,295
Meduri Farms	
Fruit	180,745
Oat Works	
Oat Drinks	181,860
Total	<u>\$ 5,751,246</u>

Schedule A, Part II, Line 8(e)

<u>Description</u>	<u>Amount</u>
Interest & Dividend Income	\$ 287
Total	<u>\$ 287</u>

Federal Statements**Schedule A, Part II, Line 12**

<u>Description</u>	<u>Amount</u>
Program Service Revenue	\$ 214,860
Recycling Income	1,556
Misc. Income	38
Souvenir Gift Shop Income	<u>20,069</u>
Total	<u>\$ 236,523</u>